




# pure 3



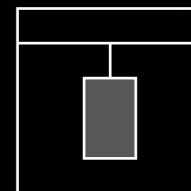
pure 3

**SHAPELY**


**FLEXIBILITY**




Surface




Pendant



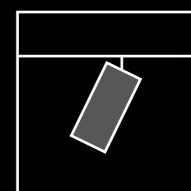
Wall



Recessed



Systems



Track

# PURE 3 FEATURES



### MODULARE FLEXIBILITÄT

Individuelle Beleuchtungslösungen durch die Kombination von Kurven und Linien.

*Modular flexibility  
Flexibilité modulaire*



### GELIEFERT ALS KOMPLETTLEUCHTE

PLANLICHT Beleuchtungslösungen sind vormontiert und leicht zu installieren.

*Complete luminaire  
Livré comme luminaire complet*



### VERSCHIEDENE OPTIKEN

Vielzahl an Diffusoren (satiné, microprism, HE) sowie BAP-Raster erhältlich.

*Different optics  
Différents optiques*



### DIREKT / INDIKRETE BELEUCHTUNG

Homogene und sanfte Ausleuchtung von Räumen mit optionaler indirekter Beleuchtung.

*Direct/indirect lighting  
Éclairage direct / indirect*

### DYNAMISCHES WEISS

Human Centric Lighting mit einstellbarem Weißlicht von 2.700 bis 6.500 Kelvin.

*Dynamic white  
Blanc dynamique*



### SCHMUTZ- & INSEKTENGESCHÜTZT

Wartungsarm dank staub- und insektenfestem Gehäuse.

*Dust- & insects proof  
Protection contre la saleté et les insectes*



### INTEGRIERTER SENSOR (OPTIONAL)

Integrierte Tageslicht- und Bewegungssensoren.

*Sensor (optional)  
Capteur intégré (en option)*



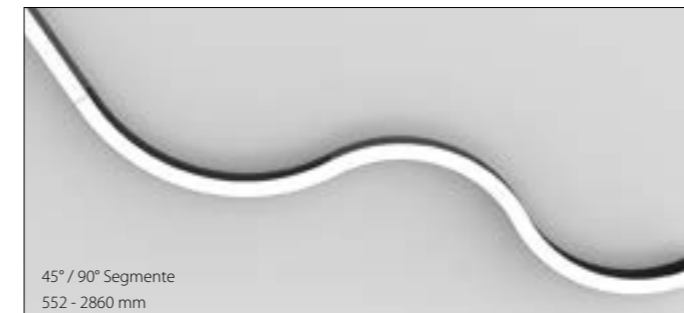
### BATTERIEBETRIEBENES NOTLICHT

Erhältlich mit batteriebetriebener Notbeleuchtung im Falle eines Stromausfalls.

*Emergency light  
Éclairage de secours à batterie*



### KOMBINATION VON LINIEN UND KURVEN



### VERSCHIEDENE MONTAGEARTEN




### PURE 3.GREEN



## PURE 3 - SHAPELY FLEXIBILITY

Projekt: Neubau Gemeinschaftsschule Campus Cordis in Dresden | Deutschland  
Foto: © Robert Gommlich Fotografie | Planer: RBZ Generalplanungsgesellschaft, Raum und Bau, AGZ Zimmermann Architekten GmbH



## NACHHALTIGKEIT BEI PLANLICHT



### **PURE 3.GREEN DIE PROFILLEUCHE MIT DEM REDUZIERTEN CO2-FUSSABDRUCK**

PLANLICHT setzt auch in Bezug auf die bei der Leuchten-Produktion eingesetzten Materialien auf Nachhaltigkeit.

Die green-Linie nutzt das umweltfreundlichere „Hydro Low-Carbon Aluminium“, das einen geringeren Kohlendioxid-Fußabdruck aufweist. Durch den Einsatz von erneuerbaren Energiequellen wie Wasserkraft, Wind und Sonne in Kombination mit einer hocheffizienten Elektrolyse-technologie wird bei der Herstellung von „Hydro Low-Carbon Aluminium“ maximal 4,0 kg CO<sub>2</sub> pro kg Aluminium freigesetzt. Dies ist in etwa ein Viertel des weltweiten Durchschnitts und ein wichtiger Schritt in Richtung einer nachhaltigeren Zukunft.

Nicht nur ist „Hydro Low-Carbon Aluminium“ von der DNV-GL nach ISO 14064 verifiziert, es ist auch durch eine Umwelt-Produkt-Deklaration bestätigt.

**Eine bewusste, umweltfreundlicher Materialwahl für eine nachhaltige Zukunft.**

### **PURE 3.GREEN THE PROFILE LUMINAIRE WITH A REDUCED CO2 FOOTPRINT**

*PLANLICHT also focuses on sustainability when it comes to the materials used in the production of luminaires and lighting solutions.*


*The new green product line uses more environmentally friendly "Hydro Low-Carbon Aluminium", which has a reduced carbon footprint.*

*By using renewable energy sources such as hydropower, wind, and solar power in combination with highly efficient electrolysis technology, the production of "Hydro Low-Carbon Aluminium" emits a maximum of 4.0 kg CO<sub>2</sub> per kg of aluminium. This equals only a quarter of the global average and is an important step towards a more sustainable future.*

*Not only is "Hydro Low-Carbon Aluminium" verified according to ISO 14064 by DNV-GL, it is also certified by an environmental product declaration.*

**A conscious, environmentally friendly material choice für a sustainable future.**

**PURE 3  
PROJEKTE**



**LAHDEN LUKIO GAUDIA | LAHTI, FINNLAND**

Produkt: pure 3



**NEUBAU GEMEINSCHAFTSSCHULE CAMPUS CORDIS IN DRESDEN | DEUTSCHLAND**

Produkte: anto+ insets, p.forty  
Fotos: © Robert Gommlich Fotografie | Planer: RBZ Generalplanungsgesellschaft, Raum und Bau, AGZ Zimmermann Architekten GmbH



**NEUBAU KINDERGARTEN IN POTSDAM HERMANNSWERDER | DEUTSCHLAND**

Produkt: pure 3  
Foto: © Robert Gommlich Fotografie | Architekten: Architekturbüro Raum und Bau GmbH



**NEUBAU SCHULCAMPUS DRESDEN-TOLKEWITZ | DEUTSCHLAND**


Produkt: pure 3  
Foto: © Robert Gommlich Fotografie | Planung: AGZ Zimmermann Architekten GmbH, Raum und Bau



**MENSA BERUFSSCHULZENTRUM NORD | DARMSTADT**

Produkt: pure 3  
Fotos: © Brigida Gonzalez





## 2 SIZE

asymmetric		BAP	
574 mm	<b>057</b>	573 mm	<b>057</b>
854 mm	<b>085</b>	853 mm	<b>085</b>
1134 mm	<b>113</b>	1133 mm	<b>113</b>
1414 mm	<b>141</b>	1413 mm	<b>141</b>
1694 mm	<b>169</b>	1693 mm	<b>169</b>
2254 mm	<b>225</b>	2259 mm	<b>225</b>
2818 mm	<b>281</b>	2819 mm	<b>281</b>
3378 mm	<b>337</b>	3379 mm	<b>337</b>
4222 mm	<b>422</b>	4223 mm	<b>422</b>

## 5 LED

	3000 K, CRI > 80	<b>830</b>
	4000 K, CRI > 80	<b>840</b>
	3000 K, CRI > 90	<b>930</b>
	4000 K, CRI > 90	<b>940</b>
	2700 - 6500 K dynamic white, CRI > 90	<b>HCL</b>

## 3 COLOUR

	silver	<b>9006</b>
	white	<b>9016</b>
	black	<b>9005</b>
	RAL of your choice	

## 6 OUTPUT/CONTROL

	low output non-dim	<b>L1</b>
	low output DALI	<b>L3</b>
	high output DALI	<b>H3</b>
	dynamic white	<b>X3</b>

## 1 VERSION

pure 3	<b>3</b>
pure 3.green	<b>G</b>

## 4 INGRESS PROTECTION

	IP20 (only asymmetric & BAP)	<b>C</b>
	IP40 (except asymmetric & BAP)	<b>E</b>

## 7 OPTIC

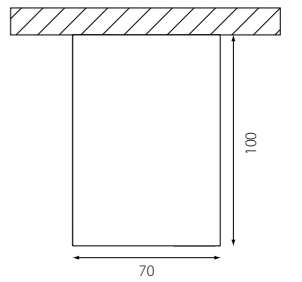
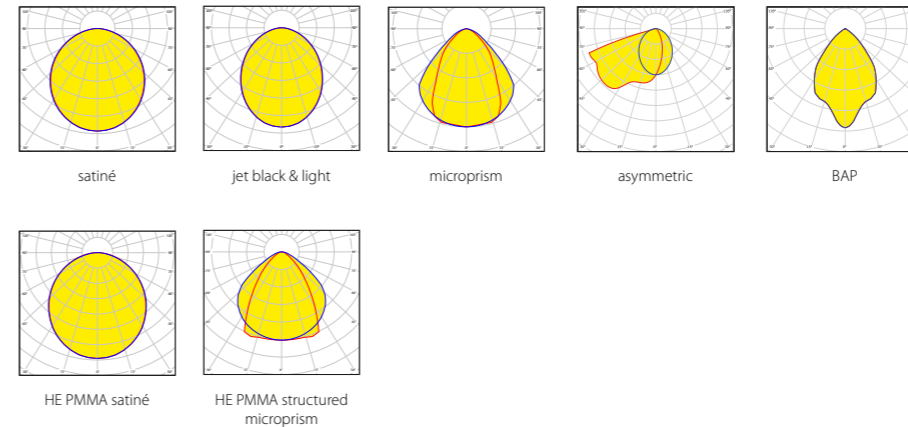
	satiné	<b>S</b>
	jet black & light	<b>J</b>
	microprism*	<b>M</b>
	asymmetric	<b>A</b>
	BAP high-gloss silver*	<b>B</b>
	HE** PMMA satiné	<b>O</b> <b>NEW</b>
	HE** PMMA structured microprism*	<b>T</b> <b>NEW</b>

\* UGR-optimised, configure online |  
\*\* High efficiency

P3 1 A 2 3 4 1 5 6 7

P33A057-9016E1840H3S 574 mm, white, IP40, direct, 4000 K, CRI > 80, high output DALI, satiné (order sample)

► Configure online on [KATALOG.PLANLICHT.COM](http://KATALOG.PLANLICHT.COM)



## LUMINOUS FLUX (LM) / SYSTEM POWER (W)

4000K HE PMMA satiné	low output CRI > 80	high output CRI > 80	dynamic white CRI > 90	
574 mm	947 lm / 7,9 W	1563 lm / 12 W	1183 lm / 13,4 W	2,0 kg
854 mm	1452 lm / 11,4 W	2393 lm / 17,6 W	1811 lm / 18,6 W	2,7 kg
1134 mm	1953 lm / 14,7 W	3217 lm / 23 W	2435 lm / 23,7 W	3,4 kg
1414 mm	2450 lm / 17,3 W	4035 lm / 28,4 W	3055 lm / 28,5 W	4,3 kg
1694 mm	2944 lm / 20,2 W	4848 lm / 33,3 W	3670 lm / 33,8 W	5,0 kg
2254 mm	3921 lm / 26,3 W	6455 lm / 43,5 W	4887 lm / 44,2 W	6,5 kg
2818 mm	4884 lm / 34,4 W	8039 lm / 56,6 W	6086 lm / 57 W	8,5 kg
3378 mm	5832 lm / 40,3 W	9600 lm / 66,5 W	7267 lm / 67,5 W	9,9 kg
4222 mm	7228 lm / 51,6 W	11896 lm / 84,9 W	9005 lm / 85,4 W	12,6 kg

(based on optic S, DALI)

## COMPARE COVER

4000 K 1414 mm	low output CRI > 80	high output CRI > 80	dynamic white CRI > 90
satiné	2065 lm / 17,3 W	3401 lm / 28,4 W	2574 lm / 28,5 W
microprism*	2270 lm / 17,3 W	3739 lm / 28,4 W	2830 lm / 28,5 W
HE PMMA satiné	2450 lm / 17,3 W	4035 lm / 28,4 W	3055 lm / 28,5 W
HE PMMA structured microprism*	2591 lm / 17,3 W	4267 lm / 28,4 W	3230 lm / 28,5 W
jet black & light	519 lm / 17,3 W	856 lm / 28,4 W	648 lm / 28,5 W
BAP high-gloss silver	1966 lm / 18,8 W	3741 lm / 34,7 W	3170 lm / 34,9 W
asymmetric	1857 lm / 18,8 W	3534 lm / 34,7 W	2995 lm / 34,9 W

## COMPARE LIGHT COLOUR 1414 MM, HE PMMA SATINÉ, LOW OUTPUT

4000 K, CRI > 80	2450 lm	-0,8%
4000 K, CRI > 90	2431 lm	
3000 K, CRI > 80	2381 lm	-3,2%
3000 K, CRI > 90	2304 lm	

\*Der angegebene Lichtstrom bezieht sich auf die Leuchte mit klarer mikroprismatischer Abdeckung. Die Leuchte wird mit satinierter Folie zur Erhöhung der Homogenität geliefert (-26,1% Lichtstrom).  
The indicated luminous flux corresponds to the luminaire with a clear microprismatic diffuser. The luminaire is delivered with a satinized foil for increased homogeneity (-26,1% luminous flux).  
Le flux lumineux indiqué correspond au luminaire avec diffuseur microprismatique transparent. Le luminaire est livré avec un film satiné pour optimiser l'homogénéité (-26,1 % sur le flux lumineux).

## OPTIONAL ACCESSORY

Profilbügel „ballwurfsicher“ schwarz	P33-PBB-9005-2
Profilbügel „ballwurfsicher“ weiß	P33-PBB-9016-2
Profilbügel „ballwurfsicher“ silber	P33-PBB-9006-2

(available for satiné/microprism)

## PURE 3 PROFILE SYSTEM



Down to UGR ≤ 16 | up to 158 lm/W | up to 3051 lm/m | IEC 62471: Blue light hazard: RG 0 | DALI switchDIM

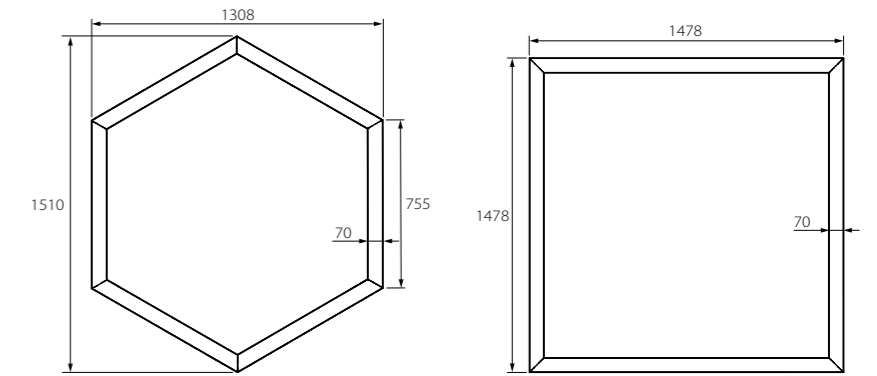
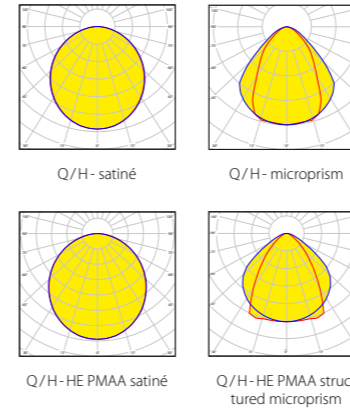


# pure 3 shapes

Aufbauleuchte  
Surface lumineuse  
Luminaires en saillie



## PURE 3 SHAPES | SURFACE



### LUMINOUS FLUX (LM) / SYSTEM POWER (W)

4000K HE PMMA satiné	low output CRI > 80	high output CRI > 80	dynamic white CRI > 90	
1478 x 1478 mm	9483 lm / 69,1 W	15606 lm / 113,5 W	11814 lm / 114,2 W	15,7 kg
Ø 1510 mm	7228 lm / 57,9 W	11896 lm / 89,2 W	9005 lm / 97,3 W	14,2 kg

(based on DALI)

### COMPARE COVER

4000 K 1478 x 1478 mm satiné	low output CRI > 80	high output CRI > 80	dynamic white CRI > 90
	7992 lm	13152 lm	9956 lm
microprism*	8786 lm	14459 lm	10946 lm
HE PMMA satiné	9483 lm	15606 lm	11814 lm
HE PMMA structured microprism*	10027 lm	16502 lm	12492 lm

### COMPARE LIGHT COLOUR 1478 X 1478 MM, PMMA SATINÉ HE, LOW OUTPUT

4000 K, CRI > 80	9483 lm	-0,8%
4000 K, CRI > 90	9408 lm	
3000 K, CRI > 80	9217 lm	-3,3%
3000 K, CRI > 90	8916 lm	

\*Der angegebene Lichtstrom bezieht sich auf die Leuchte mit klarer mikroprismatischer Abdeckung. Die Leuchte wird mit satiniertes Folie zur Erhöhung der Homogenität geliefert (-26,1% Lichtstrom).

The indicated luminous flux corresponds to the luminaire with a clear microprismatic diffuser. The luminaire is delivered with a satined-foil for increased homogeneity (-26,1% luminous flux).

Der angegebene Lichtstrom bezieht sich auf die Leuchte mit klarer mikroprismatischer Abdeckung. Die Leuchte wird mit satiniertes Folie zur Erhöhung der Homogenität geliefert (-26,1% Lichtstrom).

#### 1 SIZE / SHAPE

- Square (1478 x 1478 mm) **14Q**
- Hexagon (Ø 1510 mm) **15H**

#### 2 COLOUR

- silver **9006**
- white **9016**
- black **9005**
- RAL of your choice **NEW**

#### 3 LED

- 3000 K, CRI > 80 **830**
- 4000 K, CRI > 80 **840**
- 3000 K, CRI > 90 **930**
- 4000 K, CRI > 90 **940**
- 2700 - 6500 K dynamic white, CRI > 90 **HCL**

#### 4 OUTPUT / CONTROL

- low output non-dim **L1**
- low output DALI **L3**
- high output DALI **H3**
- dynamic white **X3**

#### 5 OPTIC

- satiné **S**
- microprism\* **M**
- HE\*\* PMMA satiné **O NEW**
- HE\*\* PMMA structured microprism\* **T NEW**

\*UGR-optimised, configure online |  
\*\*High efficiency

P33A 1-2 C1 3 4 5

P33A14Q-9016C1840H3S square (1478 x 1478 mm), white, IP20, direct, 4000K, CRI > 80, high output DALI, satiné (order sample)

► Configure online on [KATALOG.PLANLICHT.COM](http://KATALOG.PLANLICHT.COM)


### PURE 3 PROFILE SYSTEM



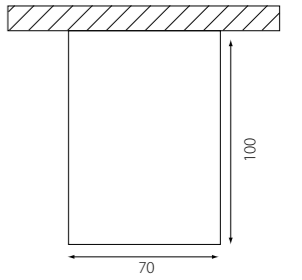
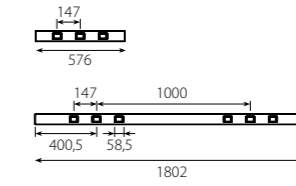
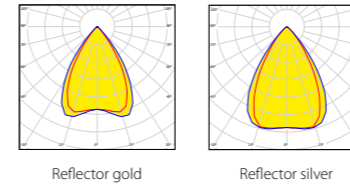
Down to UGR ≤ 19 | up to 145 lm/W | IEC 62471: Blue light hazard: RG 0 | DALI switchDIM

# pure 3 triflect

Aufbauleuchte  
Surface luminaire  
Luminaires en saillie



## PURE 3 TRIFLECT | SURFACE



### LUMINOUS FLUX (LM) / SYSTEM POWER (W)

4000K silver matte	low output CRI > 80	high output CRI > 80	kg
575 mm	1851 lm / 17,5W	3018 lm / 32W	2,2 kg
1802 mm	3702 lm / 35W	6036 lm / 65W	6,0 kg

(based on DALI)

### COMPARE REFLECTOR COLOUR

1802 mm	low output CRI > 80	high output CRI > 80
silver matte	3702 lm	6036 lm
high-gloss gold	3060 lm	5112 lm

#### 1 SIZE

575 mm (3 spots)  
1802 mm (6 spots)

**057**  
**180**

#### 2 COLOUR

silver  
 white  
 black  
 RAL of your choice

**9006**  
**9016**  
**9005**

#### 3 OUTPUT

low output  
 high output

**L**  
**H**

#### 4 CONTROL

non-dim  
 DALI-dim

**1**  
**3**

#### 5 REFLECTOR

silver matte\*  
 high-gloss gold\*

**P**  
**G**

\* UGR-optimised, configure online

P3TA 1-2 C1840 3 4 5

P3TA057-9016C1840H1G 575 mm, white, IP20, direct, 4000K, CRI > 80, high output, non-dim, reflector gold (order sample)

► Configure online on [KATALOG.PLANLICHT.COM](https://www.katalog.planlicht.com)



Down to UGR ≤ 16 | up to 106 lm/W | IEC 62471: Blue light hazard: RG 0 | DALI switchDIM

# pure 3

Hängeleuchte  
Pendant luminaire  
Suspension



## 1 VERSION

pure 3	<b>3</b>
pure 3.green	<b>G</b>

## 2 SIZE

		asymmetric		BAP	
1134 mm	<b>113</b>	1133 mm	<b>113</b>	1134 mm	<b>113</b>
1414 mm	<b>141</b>	1413 mm	<b>141</b>	1414 mm	<b>141</b>
1694 mm	<b>169</b>	1693 mm	<b>169</b>	-	
2254 mm	<b>225</b>	2259 mm	<b>225</b>	2259 mm	<b>225</b>
2818 mm	<b>281</b>	2819 mm	<b>281</b>	2819 mm	<b>281</b>
3378 mm	<b>337</b>	3379 mm	<b>337</b>	3384 mm	<b>338</b>
4222 mm	<b>422</b>	4223 mm	<b>422</b>	4220 mm	<b>422</b>

## 3 COLOUR

	silver	<b>9006</b>
	white	<b>9016</b>
	black	<b>9005</b>
	RAL of your choice	

## 4 INGRESS PROTECTION

	IP20 (only asymmetric & BAP)	<b>C</b>
	IP40 (except asymmetric & BAP)	<b>E</b>

## 5 DIRECT / INDIRECT

	direct (DI)	<b>1</b>
	direct / indirect (DI/ID)	<b>2</b>

## 6 LED

	3000 K, CRI > 80	<b>830</b>
	4000 K, CRI > 80	<b>840</b>
	3000 K, CRI > 90	<b>930</b>
	4000 K, CRI > 90	<b>940</b>
	2700 - 6500 K, dynamic white, CRI > 90	<b>HCL</b>

## 7 OUTPUT / CONTROL

	low output non-dim	<b>L1</b>
	low output DALI	<b>L3</b>
	high output DALI	<b>H3</b>
	dynamic white	<b>X3</b>

## 7 OPTIC

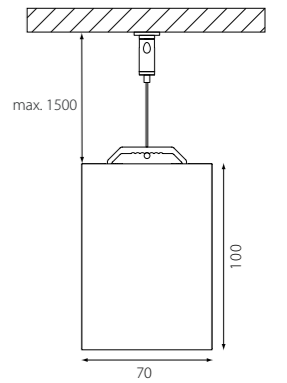
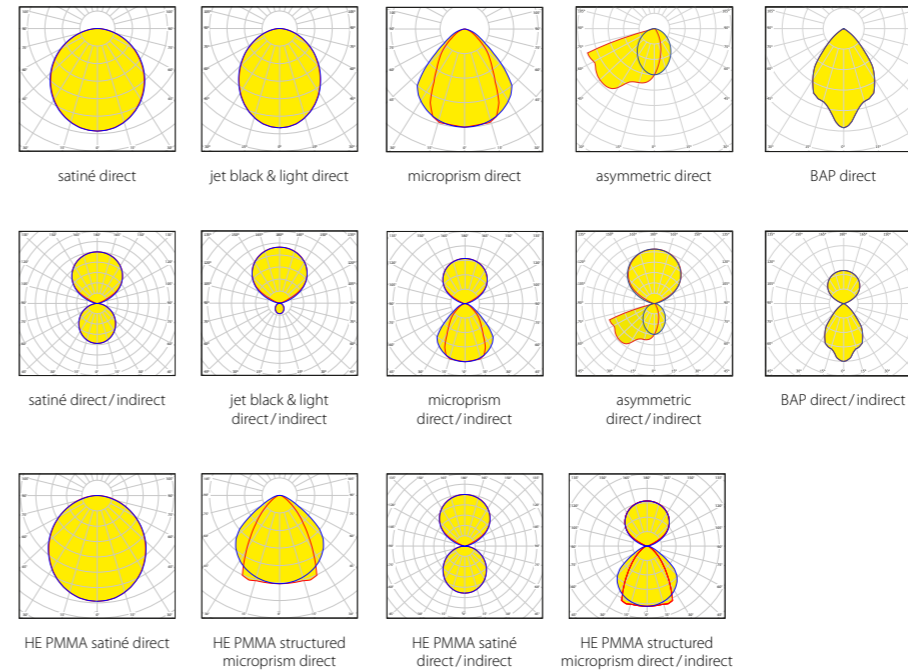
	satiné	<b>S</b>
	jet black & light	<b>J</b>
	microprism*	<b>M</b>
	asymmetric	<b>A</b>
	BAP high-gloss silver*	<b>B</b>
	HE** PMMA satiné	<b>O</b> <b>NEW</b>
	HE** PMMA structured microprism*	<b>T</b> <b>NEW</b>

\* UGR-optimised, configure online |  
\*\* High efficiency

P3 1 H 2 - 3 4 5 6 7 8

P33H113-9016E1840H3S pendant, pure 3, 1134 mm, white, IP40, direct, 4000K, CRI > 80, high output DALI, satiné, IP40 (order sample) [Configure online on KATALOG.PLANLICHT.COM](#)

# PURE 3 | PENDANT



## LUMINOUS FLUX (LM) / SYSTEM POWER (W)

4000K HE PMMA satiné	low output CRI > 80		high output CRI > 80		dynamic white CRI > 90	
	DI	DI/ID	DI	DI/ID	DI	DI/ID
1133 mm	1953 lm / 14,7W	3963 lm / 25,5W	3217 lm / 23W	6470 lm / 42,2W	2435 lm / 23,7W	4897 lm / 42,9W
1413 mm	2450 lm / 17,3W	4997 lm / 31,4W	4035 lm / 28,4W	8155 lm / 52,8W	3055 lm / 28,5W	6174 lm / 53,1W
1693 mm	2944 lm / 20,2W	6027 lm / 37,4W	4848 lm / 33,3W	9836 lm / 62,2W	3670 lm / 33,8W	7446 lm / 63,2W
2254 mm	3921 lm / 26,3W	8076 lm / 49,6W	6455 lm / 43,5W	13178 lm / 83,2W	4887 lm / 44,2W	9976 lm / 87W
2818 mm	4884 lm / 34,4W	10111 lm / 63,4W	8039 lm / 56,6W	16497 lm / 106,8W	6086 lm / 57W	12488 lm / 107,4W
3378 mm	5832 lm / 40,3W	12131 lm / 75,4W	9600 lm / 66,5W	19793 lm / 125,6W	7267 lm / 67,5W	14983 lm / 127,7W
4220 mm	7228 lm / 51,6W	15136 lm / 95,5W	11896 lm / 84,9W	24691 lm / 160,8W	9005 lm / 85,4W	18691 lm / 161,7W

## COMPARE COVER

4000K 1414 mm	low output CRI > 80		high output CRI > 80		dynamic white CRI > 90	
	DI	DI/ID	DI	DI/ID	DI	DI/ID
satiné	2065 lm / 17,3W	4612 lm / 31,4W	3401 lm / 28,4W	7521 lm / 52,8W	2574 lm / 28,5W	5693 lm / 53,1W
microprism*	2270 lm / 17,3W	4817 lm / 31,4W	3739 lm / 28,4W	7859 lm / 52,8W	2830 lm / 28,5W	5949 lm / 53,1W
HE PMMA satiné	2450 lm / 17,3W	4997 lm / 31,4W	4035 lm / 28,4W	8155 lm / 52,8W	3055 lm / 28,5W	6174 lm / 53,1W
HE PMMA structured microprism*	2591 lm / 17,3W	5138 lm / 31,4W	4267 lm / 28,4W	8387 lm / 52,8W	3230 lm / 28,5W	6349 lm / 53,1W
jet black & light	519 lm / 17,3W	3066 lm / 31,4W	856 lm / 28,4W	4976 lm / 52,8W	648 lm / 28,5W	3767 lm / 53,1W
BAP high-gloss silver	1966 lm / 18,8W	4915 lm / 33,3W	3741 lm / 34,7W	9383 lm / 61,9W	3170 lm / 34,9W	7952 lm / 63,2W
asymmetric	1857 lm / 18,8W	4643 lm / 33,3W	3534 lm / 34,7W	8864 lm / 61,9W	2995 lm / 34,9W	7512 lm / 63,2W

## WEIGHT

	DI	DI/ID
1133 mm	3,9 kg	4,3 kg
1413 mm	4,8 kg	5,1 kg
1693 mm	5,5 kg	6,0 kg
2254 mm	7,0 kg	7,6 kg
2818 mm	9,0 kg	9,7 kg
3378 mm	10,4 kg	11,5 kg
4220 mm	13,1 kg	14,3 kg

(based on optic S, DALI)

\* Der angegebene Lichtstrom bezieht sich auf die Leuchte mit klarer mikroprismatischer Abdeckung. Die Leuchte wird mit satinierter Folie zur Erhöhung der Homogenität geliefert (direkt strahlend: -26,1%, direkt/indirekt strahlend: -13,3% Lichtstrom).

The indicated luminous flux corresponds to the luminaire with a clear microprismatic diffuser. The luminaire is delivered with a satinized foil for increased homogeneity (direct: -26,1%, direct-indirect: -13,3% luminous flux).

Le flux lumineux indiqué correspond au luminaire avec diffuseur microprismatique transparent. Le luminaire est livré avec un film satiné pour optimiser l'homogénéité (direct: -26,1%, direct-indirect: -13,3% sur le flux lumineux).

## COMPARE LIGHT COLOUR 1414 MM, HE PMMA SATINÉ, LOW OUTPUT

4000 K, CRI > 80	2450 lm	-0,8%
4000 K, CRI > 90	2431 lm	
3000 K, CRI > 80	2381 lm	-3,2%
3000 K, CRI > 90	2304 lm	


## PURE 3 PROFILE SYSTEM



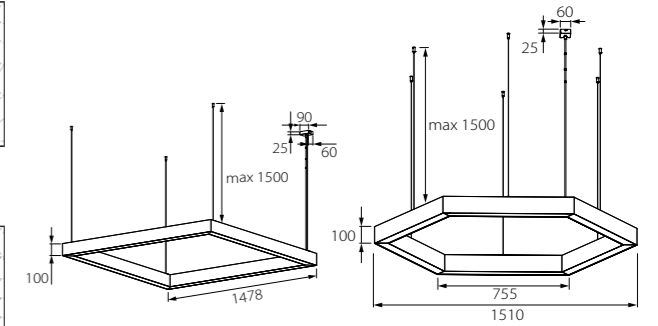
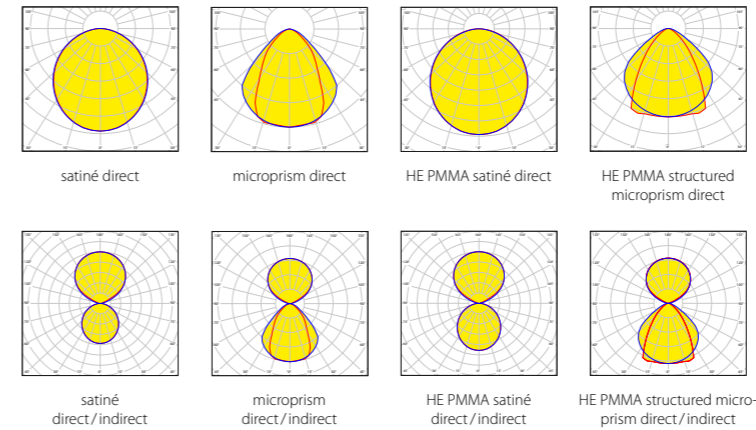
Down to UGR ≤ 16 | up to 167 lm/W | up to 6702 lm/m | IEC 62471: Blue light hazard: RG 0 | DALI switchDIM

# pure 3 shapes

Hängeleuchte  
Pendant luminaire  
Suspension



## PURE 3 | PENDANT



### LUMINOUS FLUX (LM) / SYSTEM POWER (W)

4000K HE PMMA satiné	low output CRI > 80		high output CRI > 80		dynamic white CRI > 90		kg
	DI	DI/ID	DI	DI/ID	DI	DI/ID	
1478 x 1478 mm	9483 lm / 69,1W	20072 lm / 127,8W	15606 lm / 113,5W	32738 lm / 215,2W	11814 lm / 114,2W	24783 lm / 216,4W	17,3 kg
Ø 1510 mm	7228 lm / 57,9W	15136 lm / 102,7W	11896 lm / 89,2W	24691 lm / 168,5W	9005 lm / 97,3W	18691 lm / 172,9W	15,1 kg

(based on optic S, DALI)

### COMPARE COVER

4000 K 1478 x 1478 mm	low output CRI > 80		high output CRI > 80		dynamic white CRI > 90	
	DI	DI/ID	DI	DI/ID	DI	DI/ID
satiné	7992 lm	18581 lm	13152 lm	30284 lm	9956 lm	22925 lm
microprism*	8786 lm	19375 lm	14459 lm	31591 lm	10946 lm	23915 lm
HE PMMA satiné	9483 lm	20072 lm	15606 lm	32738 lm	11814 lm	24783 lm
HE PMMA structured microprism*	10027 lm	20616 lm	16502 lm	33634 lm	12492 lm	25461 lm

### COMPARE LIGHT COLOUR 1478 X 1478 MM, HE PMMA SATINÉ, LOW OUTPUT

4000 K, CRI > 80	9483 lm	-0,8%
4000 K, CRI > 90	9408 lm	
3000 K, CRI > 80	9217 lm	-3,3%
3000 K, CRI > 90	8916 lm	

\*Der angegebene Lichtstrom bezieht sich auf die Leuchte mit klarer mikroprismatischer Abdeckung. Die Leuchte wird mit satiniertes Folie zur Erhöhung der Homogenität geliefert (direkt strahlend: -26,1%, direkt/indirekt strahlend: -13% Lichtstrom).

\*The indicated luminous flux corresponds to the luminaire with a clear microprismatic diffuser. The luminaire is delivered with a satinized-foil for increased homogeneity (direct: -26,1%, direct-indirect: -13% luminous flux).

Le flux lumineux indiqué correspond au luminaire avec diffuseur microprismatique transparent. Le luminaire est livré avec un film satiné pour optimiser l'homogénéité (direct: -26,1%, direct-indirect: -13% sur le flux lumineux).

#### 1 SIZE / SHAPE

- Square (1478 x 1478 mm) **14Q**
- Hexagon (Ø 1510 mm) **15H**

#### 2 COLOUR

- silver **9006**
- white **9016**
- black **9005**
- RAL of your choice **9**

#### 3 DIRECT / INDIRECT

- direct (DI) **1**
- direct/indirect (DI/ID) **2**

#### 4 LED

- 3000 K, CRI > 80 **830**
- 4000 K, CRI > 80 **840**
- 3000 K, CRI > 90 **930**
- 4000 K, CRI > 90 **940**
- 2700 - 6500 K dynamic white, CRI > 90 **HCL**

#### 5 OUTPUT / CONTROL

- low output non-dim **L1**
- low output DALI **L3**
- high output DALI **H3**
- dynamic white **X3**

#### 6 OPTIC

- satiné **S**
- microprism\* **M**
- HE\*\* PMMA satiné **O** **NEW**
- HE\*\* PMMA structured microprism\* **T** **NEW**

\*UGR-optimised, configure online |  
\*\*High efficiency

P33H 1-2C 3 4 5 6

P33H14Q-9016C1840H3S pendant, square, 1478 x 1478 mm, white, IP20, 4000 K, CRI > 80, high output DALI, satiné (order sample)

► [Configure online on KATALOG.PLANLICHT.COM](#)

#### PURE 3 PROFILE SYSTEM

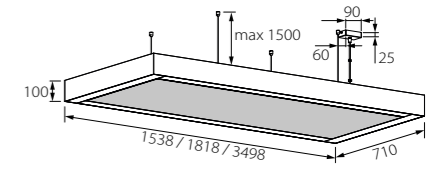
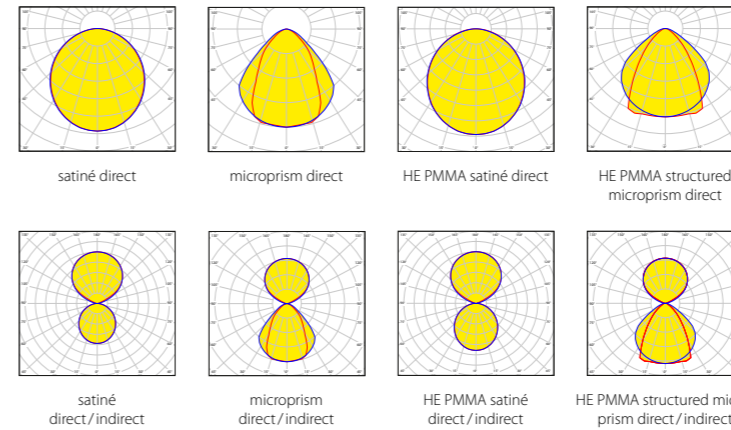


Down to UGR ≤ 16 | up to 161 lm/W | IEC 62471: Blue light hazard: RG 0 | DALI switchDIM

# pure 3.quiet

Hängeleuchte  
Pendant luminaire  
Suspension

## PURE 3.QUIET | PENDANT



### 1 SIZE

1538 x 710 mm	<b>15R</b>
1818 x 710 mm	<b>18R</b>
3498 x 710 mm	<b>34R</b>

### 2 ACOUSTIC MODULE

	QUIET.FELT standard anthracite melange	QA
	QUIET.FELT standard pebble	QP
	QUIET.FELT standard lime	QL
	QUIET.FELT extra+ black *	QB
	QUIET.FELT extra+ fire *	QF
	QUIET.FELT extra+ light grey melange *	QG
	QUIET.FELT extra+ chocolate *	QC
	Organoid® Mous *	QM
	Organoid® Wollä *	QW
	Organoid® Wildspitze *	QH

\*on request

### 3 HOUSING COLOUR

	silver	SI
	white	WS
	black	SW
	RAL of your choice	

### 4 DIRECT / INDIRECT

	direct (DI)	<b>1</b>
	direct / indirect (DI/ID)	<b>2</b>

### 5 LED

	3000 K, CRI > 80	<b>830</b>
	4000 K, CRI > 80	<b>840</b>
	3000 K, CRI > 90	<b>930</b>
	4000 K, CRI > 90	<b>940</b>
	2700 - 6500 K dynamic white, CRI > 90	<b>HCL</b>

### 6 OUTPUT / CONTROL

	low output non-dim	<b>L1</b>
	low output DALI	<b>L3</b>
	high output DALI	<b>H3</b>
	dynamic white	<b>X3</b>

### 7 OPTIC

	satiné	<b>S</b>
	microprism*	<b>M</b>
	HE** PMMA satiné	<b>O</b> <b>NEW</b>
	HE** PMMA structured microprism*	<b>T</b> <b>NEW</b>

\*UGR-optimised, configure online |  
\*\*High efficiency

### LUMINOUS FLUX (LM) / SYSTEM POWER (W)

	low output CRI > 80		high output CRI > 80		dynamic white CRI > 90		kg
	DI	DI/ID	DI	DI/ID	DI	DI/ID	
1538 x 710 mm	4884 lm / 34,5W	10245 lm / 64,3W	8039 lm / 56,8W	16714 lm / 108,3W	6086 lm / 57,1W	12653 lm / 108,9W	19,0 kg
1818 x 710 mm	5832 lm / 40,4W	12265 lm / 76,3W	9600 lm / 66,6W	20009 lm / 127,1W	7267 lm / 67,7W	15147 lm / 129,2W	22,7 kg
3498 x 710 mm	11222 lm / 80,9W	24089 lm / 152,6W	18469 lm / 133,2W	39287 lm / 254,2W	13981 lm / 135,3W	29740 lm / 258,3W	40,1 kg

(based on optic S, DALI)

\*Der angegebene Lichtstrom bezieht sich auf die Leuchte mit klarer mikroprismatischer Abdeckung. Die Leuchte wird mit satinierter Folie zur Erhöhung der Homogenität geliefert (direkt strahlend: -26,1%, direkt/indirekt strahlend: -13% Lichtstrom).

The indicated luminous flux corresponds to the luminaire with a clear microprismatic diffuser. The luminaire is delivered with a satinized foil for increased homogeneity (direct: -26,1%, direct-indirect: -13% luminous flux).

Le flux lumineux indiqué correspond au luminaire avec diffuseur microprismatique transparent. Le luminaire est livré avec un film satiné pour optimiser l'homogénéité (direct: -26,1%, direct-indirect: -13% sur le flux lumineux).


### COMPARE COVER

	low output CRI > 80		high output CRI > 80		dynamic white CRI > 90	
	DI	DI/ID	DI	DI/ID	DI	DI/ID
satiné	4116 lm	9477 lm	6775 lm	15450 lm	5129 lm	11696 lm
microprism*	4525 lm	9886 lm	7448 lm	16123 lm	5638 lm	12205 lm
HE PMMA satiné	4884 lm	10245 lm	8039 lm	16714 lm	6086 lm	12653 lm
HE PMMA structured microprism*	5164 lm	10525 lm	8501 lm	17176 lm	6435 lm	13002 lm

### COMPARE LIGHT COLOUR 1538 X 710 MM, HE PMMA SATINÉ, LOW OUTPUT

4000 K, CRI > 80	4884 lm	-0,8%
4000 K, CRI > 90	4845 lm	
3000 K, CRI > 80	4747 lm	-3,3%
3000 K, CRI > 90	4592 lm	

### ACOUSTIC ABSORBERS 2



### PURE 3 PROFILE SYSTEM



P33H 1-2-3-4-5-6-7

P33H18R-QP5WC1840H3S 1818 x 710 mm, acoustic module pebble, housing black, IP20, direct, 4000 K, CRI > 80, high output DALI, satiné (order sample)

► Configure online on [KATALOG.PLANLICHT.COM](http://KATALOG.PLANLICHT.COM)



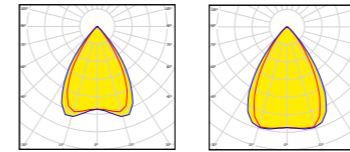
Down to UGR ≤ 16 | up to 165 lm / W | IEC 62471: Blue light hazard: RG 0 | DALI switchDIM

# pure 3 triflect

Hängeleuchte  
Pendant luminaire  
Suspension

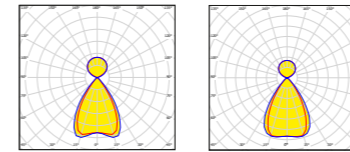


## PURE 3 TRIFLECT | PENDANT



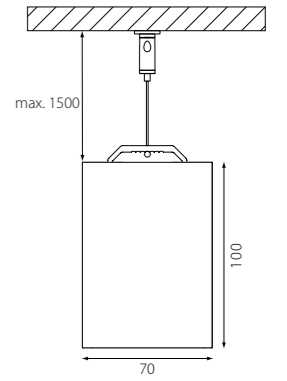
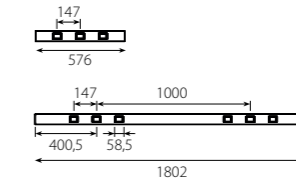
high-gloss gold direct

silver matte direct



high-gloss gold direct/indirect

silver matte direct/indirect



### LUMINOUS FLUX (LM) / SYSTEM POWER (W)

4000K silver matte	low output CRI > 80		high output CRI > 80		⚠	
	DI	DI/ID	DI	DI/ID	DI	DI/ID
575 mm	1851 lm / 17,5W	2879 lm / 23W	3018 lm / 32W	4806 lm / 43W	2,5 kg	2,7 kg
1802 mm	3702 lm / 35W	7331 lm / 54W	6036 lm / 65W	12010 lm / 100W	6,3 kg	6,8 kg

(based on DALI)

### COMPARE COVER

4000 K 1802 mm	low output CRI > 80		high output CRI > 80	
	DI	DI/ID	DI	DI/ID
silver matte	3702 lm	7331 lm	6036 lm	12010 lm
high-gloss gold	3060 lm	6689 lm	5112 lm	11086 lm

#### 1 SIZE

- 575 mm (3 spots) **057**
- 1802 mm (6 spots) **180**

#### 2 HOUSING COLOUR

- silver
- white
- black
- RAL of your choice

#### 3 OUTPUT

- low output **L**
- high output **H**

#### 4 DIRECT/INDIRECT

- direct (DI) **1**
- direct / indirect (DI/ID) **2**

#### 5 CONTROL

- non-dim **1**
- DALI-dim **3**

#### 6 REFLECTOR

- silver matte\* **P**
- high-gloss gold\* **G**

\* UGR-optimised, configure online


P3TH 1-2 C 3 840 4 5 6

P3TH057-9016C1840H1G pendant, 575 mm, housing white, IP20, direct, CRI > 80, 4000 K, high output, non-dim, high-gloss reflectors gold (order sample)

► Configure online on [KATALOG.PLANLICHT.COM](http://KATALOG.PLANLICHT.COM)



Down to UGR ≤ 16 | up to 106 lm / W | IEC 62471: Blue light hazard: RG 0 | DALI switchDIM



## 1 VERSION

pure 3	<b>3</b>
pure 3.green	<b>G</b>

## 2 SIZE

574 mm	<b>057</b>
854 mm	<b>085</b>
1134 mm	<b>113</b>
1414 mm	<b>141</b>
1694 mm	<b>169</b>
2254 mm	<b>225</b>
2818 mm	<b>281</b>
3378 mm	<b>337</b>
4222 mm	<b>422</b>

## 3 COLOUR

	silver	<b>9006</b>
	white	<b>9016</b>
	black	<b>9005</b>
	RAL of your choice	

## 4 DIRECT / INDIRECT

	direct (DI)	<b>1</b>
	direct/indirect (DI/ID)	<b>2</b>

## 5 LED

	3000 K, CRI > 80	<b>830</b>
	4000 K, CRI > 80	<b>840</b>
	3000 K, CRI > 90	<b>930</b>
	4000 K, CRI > 90	<b>940</b>
	2700 - 6500 K, dynamic white, CRI > 90	<b>HCL</b>

## 6 OUTPUT / CONTROL

	low output non-dim	<b>L1</b>
	low output DALI	<b>L3</b>
	high output DALI	<b>H3</b>
	dynamic white	<b>X3</b>

## 7 OPTIC

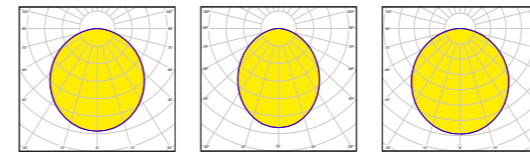
	satiné	<b>S</b>
	jet black & light	<b>J</b>
	HE** PMMA satiné	<b>O NEW</b>

**\*\*High efficiency**

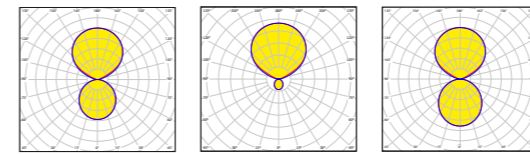
P3 1 W 2 - 3 E 4 5 6 7

P33W057-9016E1840H3S pure 3, 574 mm, white, IP40, direct, 4000 K, CRI > 80, high output DALI, satiné (order sample)

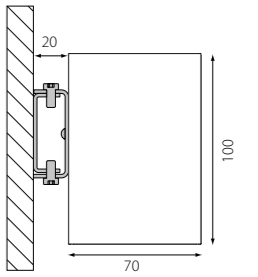
► [Configure online on KATALOG.PLANLICHT.COM](#)



satiné direct jet black & light direct HE PMMA satiné direct



satiné direct/indirect jet black & light direct/indirect HE PMMA satiné direct/indirect



## LUMINOUS FLUX (LM) / SYSTEM POWER (W)

	low output CRI > 80		high output CRI > 80		dynamic white CRI > 90	
	DI	DI/ID	DI	DI/ID	DI	DI/ID
574 mm	947 lm/ 7,9W	1885 lm/ 13,8W	1563 lm/ 12W	3081 lm/ 21,6W	1183 lm/ 13,4W	2332 lm/ 22,4W
854 mm	1452 lm/ 11,4W	2926 lm/ 19,4W	2393 lm/ 17,6W	4778 lm/ 31,9W	1811 lm/ 18,6W	3617 lm/ 32,9W
1134 mm	1953 lm/ 14,7W	3963 lm/ 25,5W	3217 lm/ 23W	6470 lm/ 42,2W	2435 lm/ 23,7W	4897 lm/ 42,9W
1414 mm	2450 lm/ 17,3W	4997 lm/ 31,4W	4035 lm/ 28,4W	8155 lm/ 52,8W	3055 lm/ 28,5W	6174 lm/ 53,1W
1694 mm	2944 lm/ 20,2W	6027 lm/ 37,4W	4848 lm/ 33,3W	9836 lm/ 62,2W	3670 lm/ 33,8W	7446 lm/ 63,2W
2254 mm	3921 lm/ 26,3W	8076 lm/ 49,6W	6455 lm/ 43,5W	13178 lm/ 83,2W	4887 lm/ 44,2W	9976 lm/ 87W
2818 mm	4884 lm/ 34,4W	10111 lm/ 63,4W	8039 lm/ 56,6W	16497 lm/ 106,8W	6086 lm/ 57W	12488 lm/ 107,4W
3378 mm	5832 lm/ 40,3W	12131 lm/ 75,4W	9600 lm/ 66,5W	19793 lm/ 125,6W	7267 lm/ 67,5W	14983 lm/ 127,7W
4222 mm	7228 lm/ 51,6W	15136 lm/ 95,5W	11896 lm/ 84,9W	24691 lm/ 160,8W	9005 lm/ 85,4W	18691 lm/ 161,7W

## COMPARE COVER

	low output CRI > 80		high output CRI > 80		dynamic white CRI > 90	
	DI	DI/ID	DI	DI/ID	DI	DI/ID
satiné	2065 lm	4612 lm	3401 lm	7521 lm	2574 lm	5693 lm
HE PMMA satiné	2450 lm	4997 lm	4035 lm	8155 lm	3055 lm	6174 lm
jet black & light	519 lm	3066 lm	856 lm	4976 lm	648 lm	3767 lm

## COMPARE LIGHT COLOUR 1414 MM, HE PMMA SATINÉ, LOW OUTPUT

4000 K, CRI > 80	2450 lm	-0,8%
4000 K, CRI > 90	2431 lm	
3000 K, CRI > 80	2381 lm	-3,2%
3000 K, CRI > 90	2304 lm	

## WEIGHT

	DI	DI/ID
574 mm	2,7 kg	2,8 kg
854 mm	3,4 kg	3,6 kg
1134 mm	4,1 kg	4,5 kg
1414 mm	5,0 kg	5,3 kg
1694 mm	5,7 kg	6,1 kg
2254 mm	7,2 kg	7,8 kg
2818 mm	9,4 kg	10,1 kg
3378 mm	10,8 kg	11,9 kg
4222 mm	13,5 kg	14,7 kg

(based on optic S, DALI)

## PURE 3 PROFILE SYSTEM



Down to UGR ≤ 19 | up to 163 lm/W | up to 5892 lm/m | IEC 62471: Blue light hazard: RG 0 | DALI switchDIM

# pure 3 frame

Einbauleuchte  
Recessed luminaire  
Luminaire encastré



## 1 SIZE

asymmetric		BAP	
590 mm	<b>059</b>	589 mm	<b>058</b>
870 mm	<b>087</b>	869 mm	<b>086</b>
1150 mm	<b>115</b>	1149 mm	<b>114</b>
1430 mm	<b>143</b>	1429 mm	<b>142</b>
1710 mm	<b>171</b>	1709 mm	<b>170</b>
2270 mm	<b>227</b>	2275 mm	<b>225</b>
2834 mm	<b>283</b>	2835 mm	<b>283</b>
3394 mm	<b>339</b>	3395 mm	<b>339</b>
4238 mm	<b>423</b>	4239 mm	<b>423</b>

## 2 COLOUR

	silver	<b>9006</b>
	white	<b>9016</b>
	black	<b>9005</b>
	RAL of your choice	

## 3 INGRESS PROTECTION

	IP20 (only asymmetric & BAP)	<b>C</b>
	IP40 (except asymmetric & BAP)	<b>E</b>

## 4 LED

	3000 K, CRI > 80	<b>830</b>
	4000 K, CRI > 80	<b>840</b>
	3000 K, CRI > 90	<b>930</b>
	4000 K, CRI > 90	<b>940</b>
	2700 - 6500 K dynamic white, CRI > 90	<b>HCL</b>

## 5 OUTPUT / CONTROL

	low output non-dim	<b>L1</b>
	low output DALI	<b>L3</b>
	high output DALI	<b>H3</b>
	dynamic white	<b>X3</b>

## 6 OPTIC

	satiné	<b>S</b>
	jet black & light	<b>J</b>
	microprism*	<b>M</b>
	asymmetric	<b>A</b>
	BAP high-gloss silver*	<b>B</b>
	HE** PMMA satiné	<b>O</b> <b>NEW</b>
	HE** PMMA structured microprism*	<b>T</b> <b>NEW</b>

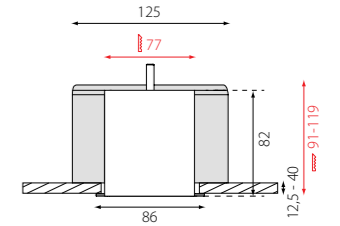
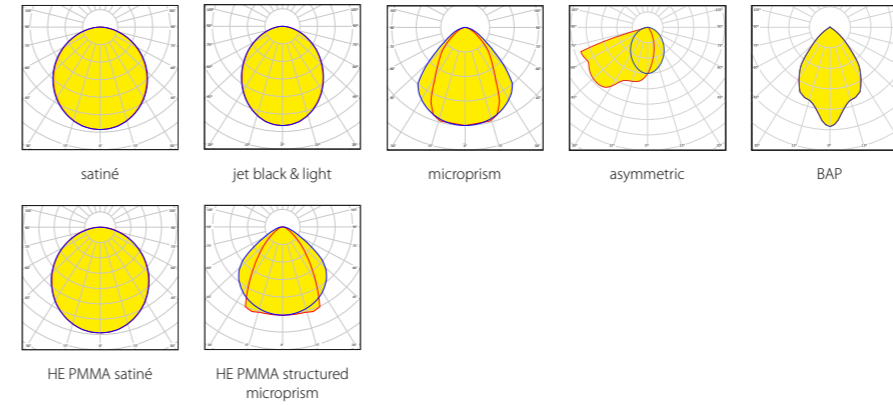
\* UGR-optimised, configure online |  
\*\* High efficiency

P33E 1-2-3-4-5-6

P33E059-9016E1840H3S 590 mm, white, IP40, 4000 K, CRI > 80, high output DALI, satiné (order sample)

► Configure online on [KATALOG.PLANLICHT.COM](http://KATALOG.PLANLICHT.COM)

## PURE 3 FRAME | RECESSED



## LUMINOUS FLUX (LM) / SYSTEM POWER (W)

4000K HE PMMA satiné	low output CRI > 80	high output CRI > 80	dynamic white CRI > 90	
590 mm	947 lm / 7,9W	1563 lm / 12W	1183 lm / 13,4W	1,7 kg
870 mm	1452 lm / 11,4W	2393 lm / 17,6W	1811 lm / 18,6W	2,3 kg
1150 mm	1953 lm / 14,7W	3217 lm / 23W	2435 lm / 23,7W	2,8 kg
1430 mm	2450 lm / 17,3W	4035 lm / 28,4W	3055 lm / 28,5W	3,5 kg
1710 mm	2944 lm / 20,2W	4848 lm / 33,3W	3670 lm / 33,8W	4,0 kg
2270 mm	3921 lm / 26,3W	6455 lm / 43,5W	4887 lm / 44,2W	5,1 kg
2834 mm	4884 lm / 34,4W	8039 lm / 56,6W	6086 lm / 57W	6,9 kg
3394 mm	5832 lm / 40,3W	9600 lm / 66,5W	7267 lm / 67,5W	8,0 kg
4238 mm	7228 lm / 51,6W	11896 lm / 84,9W	9005 lm / 85,4W	10,5 kg

(based on optic S, DALI)

## COMPARE COVER

4000 K 1414 mm	low output CRI > 80	high output CRI > 80	dynamic white CRI > 90
satiné	2065 lm	3401 lm	2574 lm
microprism*	2270 lm	3739 lm	2830 lm
HE PMMA satiné	2450 lm	4035 lm	3055 lm
HE PMMA structured microprism*	2591 lm	4267 lm	3230 lm
jet black & light	519 lm	856 lm	648 lm
BAP high-gloss silver	1966 lm	3741 lm	3170 lm
asymmetric	1857 lm	3534 lm	2995 lm

## COMPARE LIGHT COLOUR 1414 MM, HE PMMA SATINÉ, LOW OUTPUT

4000 K, CRI > 80	2450 lm	-0,8%
4000 K, CRI > 90	2431 lm	
3000 K, CRI > 80	2381 lm	
3000 K, CRI > 90	2304 lm	-3,2%

## CUT OUT

SIZE	WIDTH	DEPTH
all lengths - 9 mm	77 mm	91-119 mm

\*Der angegebene Lichtstrom bezieht sich auf die Leuchte mit klarer mikroprismatischer Abdeckung. Die Leuchte wird mit satiniertes Folie zur Erhöhung der Homogenität geliefert (-26,1% Lichtstrom).

The indicated luminous flux corresponds to the luminaire with a clear microprismatic diffuser. The luminaire is delivered with a satiné-foil for increased homogeneity (-26,1% luminous flux).

Le flux lumineux indiqué correspond au luminaire avec diffuseur microprismatique transparent. Le luminaire est livré avec un film satiné pour optimiser l'homogénéité (-26,1% sur le flux lumineux).

## PURE 3 PROFILE SYSTEM



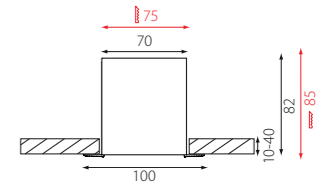
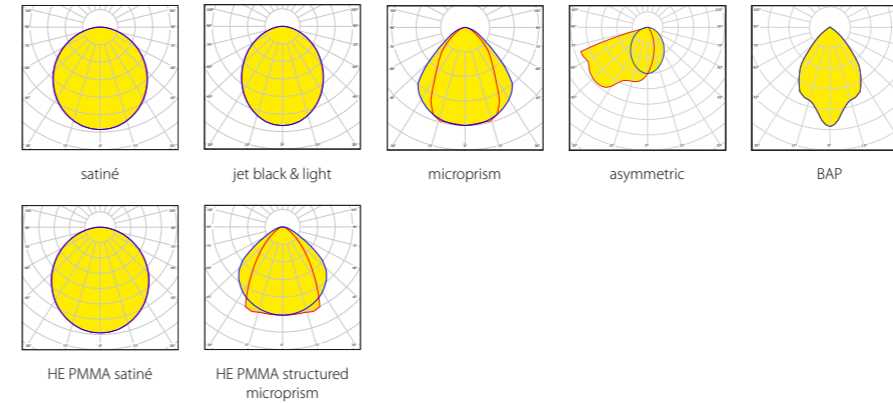

Down to UGR ≤ 16 | up to 158 lm/W | up to 3051 lm/m | IEC 62471: Blue light hazard: RG 0 | DALI switchDIM



# pure 3 frameless

Einbauleuchte  
Recessed luminaire  
Luminaire encastré

PURE 3 FRAMELESS | RECESSED



## 1 SIZE

Length	BAP	Length	BAP
574 mm	057		
854 mm	085		
1134 mm	113	1134 mm	113
1414 mm	141	1414 mm	141
1694 mm	169		
2254 mm	225	2259 mm	225
2818 mm	281	2819 mm	281
3378 mm	337	3384 mm	338
4222 mm	422	4220 mm	422

## 2 INGRESS PROTECTION

- IP20 (only asymmetric & BAP)
- IP40 (except asymmetric & BAP)

## 3 LED

- 3000 K, CRI > 80 **830**
- 4000 K, CRI > 80 **840**
- 3000 K, CRI > 90 **930**
- 4000 K, CRI > 90 **940**
- 2700 - 6500 K dynamic white, CRI > 90 **HCL**

## 4 OUTPUT / CONTROL

- low output non-dim
- low output DALI
- high output DALI
- dynamic white

## 5 OPTIC

- L1 satiné
- L3 jet black & light
- H3 microprism\*
- X3 BAP high-gloss silver\*
- O **NEW** HE\*\* PMMA satiné
- T **NEW** HE\*\* PMMA structured microprism\*
- S
- J
- M
- B

\*UGR-optimised, configure online |  
\*\*High efficiency

## LUMINOUS FLUX (LM) / SYSTEM POWER (W)

4000K HE PMMA satiné	low output CRI > 80	high output CRI > 80	dynamic white CRI > 90	Weight
574 mm	947lm / 7,9W	1563lm / 12W	1183lm / 13,4W	1,6 kg
854 mm	1452lm / 11,4W	2393lm / 17,6W	1811lm / 18,6W	2,1 kg
1134 mm	1953lm / 14,7W	3217lm / 23W	2435lm / 23,7W	2,7 kg
1414 mm	2450lm / 17,3W	4035lm / 28,4W	3055lm / 28,5W	3,4 kg
1694 mm	2944lm / 20,2W	4848lm / 33,3W	3670lm / 33,8W	4,0 kg
2254 mm	3921lm / 26,3W	6455lm / 43,5W	4887lm / 44,2W	5,1 kg
2818 mm	4884lm / 34,4W	8039lm / 56,6W	6086lm / 57W	6,7 kg
3378 mm	5832lm / 40,3W	9600lm / 66,5W	7267lm / 67,5W	7,9 kg
4222 mm	7228lm / 51,6W	11896lm / 84,9W	9005lm / 85,4W	10,1 kg

(based on optic S, DALI)

## COMPARE COVER

4000 K 1414 mm	low output CRI > 80	high output CRI > 80	dynamic white CRI > 90
satiné	2065 lm	3401 lm	2574 lm
microprism*	2270 lm	3739 lm	2830 lm
HE PMMA satiné	2450 lm	4035 lm	3055 lm
HE PMMA structured microprism*	2591 lm	4267 lm	3230 lm
jet black & light	519 lm	856 lm	648 lm
BAP high-gloss silver	1966 lm	3741 lm	3170 lm

## COMPARE LIGHT COLOUR 1430 MM, HE PMMA SATINÉ, LOW OUTPUT

4000 K, CRI > 80	2450 lm	-0,8%
4000 K, CRI > 90	2431 lm	
3000 K, CRI > 80	2381 lm	-3,2%
3000 K, CRI > 90	2304 lm	

## CUT OUT

SIZE	WIDTH	DEPTH
all lengths + 1 mm	75 mm	85 mm

\*Der angegebene Lichtstrom bezieht sich auf die Leuchte mit klarer mikroprismatischer Abdeckung. Die Leuchte wird mit satiniertes Folie zur Erhöhung der Homogenität geliefert (-26,1% Lichtstrom).  
The indicated luminous flux corresponds to the luminaire with a clear microprismatic diffuser. The luminaire is delivered with a satined-foil for increased homogeneity (-26,1% luminous flux).  
Le flux lumineux indiqué correspond au luminaire avec diffuseur microprismatique transparent. Le luminaire est livré avec un film satiné pour optimiser l'homogénéité (-26,1% sur le flux lumineux).

## PURE 3 PROFILE SYSTEM



P33F 1-ALUB 2 1 3 4 5

P33F057-ALUBE1840H3S 574 mm, IP40, 4000K, CRI > 80, high output DALI, satiné (order sample)

Configure online on [KATALOG.PLANLICHT.COM](http://KATALOG.PLANLICHT.COM)




Down to UGR ≤ 16 | up to 158 lm/W | up to 3051 lm/m | IEC 62471: Blue light hazard: RG 0 | DALI switchDIM

# pure 3 vario

Einbauleuchte  
Recessed luminaire  
Luminaire encastré

## PURE 3 VARIO | RECESSED



### 1 SIZE

asymmetric		BAP	
574 mm	<b>057</b>	573 mm	<b>057</b>
854 mm	<b>085</b>	853 mm	<b>085</b>
1134 mm	<b>113</b>	1133 mm	<b>113</b>
1414 mm	<b>141</b>	1413 mm	<b>141</b>
1694 mm	<b>169</b>	1693 mm	<b>169</b>
2254 mm	<b>225</b>	2259 mm	<b>225</b>
2818 mm	<b>281</b>	2819 mm	<b>281</b>
3378 mm	<b>337</b>	3379 mm	<b>337</b>
4222 mm	<b>422</b>	4223 mm	<b>422</b>

### 2 COLOUR

	silver	<b>9006</b>
	white	<b>9016</b>
	black	<b>9005</b>
	RAL of your choice	

### 3 INGRESS PROTECTION

	IP20 (only asymmetric & BAP)	<b>C</b>
	IP40 (except asymmetric & BAP)	<b>E</b>

### 4 LED

	3000 K, CRI > 80	<b>830</b>
	4000 K, CRI > 80	<b>840</b>
	3000 K, CRI > 90	<b>930</b>
	4000 K, CRI > 90	<b>940</b>
	2700 - 6500 K dynamic white, CRI > 90	<b>HCL</b>

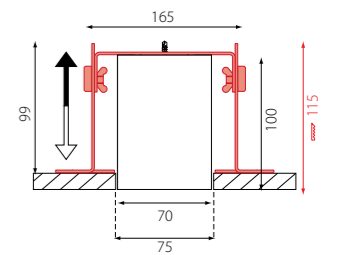
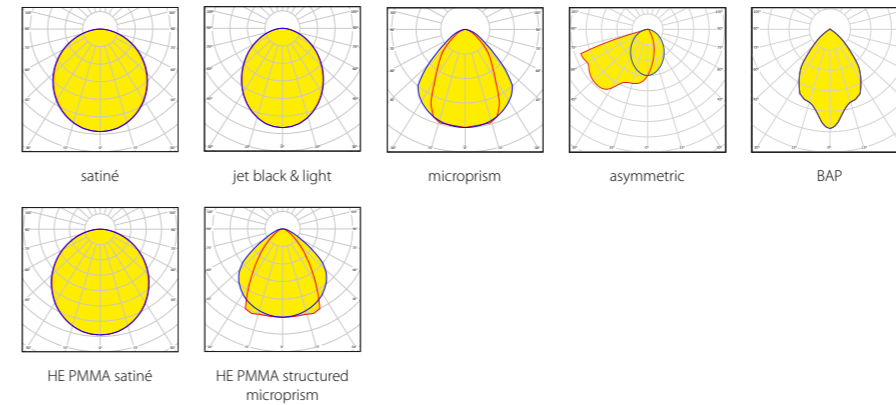
### 5 OUTPUT / CONTROL

	low output non-dim	<b>L1</b>
	low output DALI	<b>L3</b>
	high output DALI	<b>H3</b>
	dynamic white	<b>X3</b>

### 6 OPTIC

	satiné	<b>S</b>
	jet black & light	<b>J</b>
	microprism*	<b>M</b>
	asymmetric	<b>A</b>
	BAP high-gloss silver*	<b>B</b>
	HE** PMMA satiné	<b>O</b> <b>NEW</b>
	HE** PMMA structured microprism*	<b>T</b> <b>NEW</b>

\*UGR-optimised, configure online |  
\*\*High efficiency



### LUMINOUS FLUX (LM) / SYSTEM POWER (W)

4000K HE PMMA satiné	low output CRI > 80	high output CRI > 80	dynamic white CRI > 90	
574 mm	947 lm / 7,9W	1563 lm / 12W	1183 lm / 13,4W	2,0 kg
854 mm	1452 lm / 11,4W	2393 lm / 17,6W	1811 lm / 18,6W	2,7 kg
1134 mm	1953 lm / 14,7W	3217 lm / 23W	2435 lm / 23,7W	3,4 kg
1414 mm	2450 lm / 17,3W	4035 lm / 28,4W	3055 lm / 28,5W	4,3 kg
1694 mm	2944 lm / 20,2W	4848 lm / 33,3W	3670 lm / 33,8W	5,0 kg
2254 mm	3921 lm / 26,3W	6455 lm / 43,5W	4887 lm / 44,2W	6,5 kg
2818 mm	4884 lm / 34,4W	8039 lm / 56,6W	6086 lm / 57W	8,5 kg
3378 mm	5832 lm / 40,3W	9600 lm / 66,5W	7267 lm / 67,5W	9,9 kg
4222 mm	7228 lm / 51,6W	11896 lm / 84,9W	9005 lm / 85,4W	12,6 kg

(based on optic S, DALI)

### COMPARE COVER

4000 K 1414 mm	low output CRI > 80	high output CRI > 80	dynamic white CRI > 90
satiné	2065 lm	3401 lm	2574 lm
microprism*	2270 lm	3739 lm	2830 lm
HE PMMA satiné	2450 lm	4035 lm	3055 lm
HE PMMA structured microprism*	2591 lm	4267 lm	3230 lm
jet black & light	519 lm	856 lm	648 lm
BAP high-gloss silver	1966 lm	3741 lm	3170 lm
asymmetric	1857 lm	3534 lm	2995 lm

### COMPARE LIGHT COLOUR 1414 MM, HE PMMA SATINÉ, LOW OUTPUT

4000 K, CRI > 80	2450 lm	-0,8%
4000 K, CRI > 90	2431 lm	
3000 K, CRI > 80	2381 lm	-3,2%
3000 K, CRI > 90	2304 lm	

### MANDATORY ACCESSORY FOR SURFACE-MOUNTED RECESSED

Einbaubügel paarweise | Recessed-mount bracket in pairs | Étriers d'encastrement par paire

P33-MOB-F-2

### OPTIONAL ITEMS

Set for embedding in concrete **P33-BETON**

### CUT OUT

SIZE	WIDTH	DEPTH
all lengths + 5 mm	75 mm	115 mm

\*Der angegebene Lichtstrom bezieht sich auf die Leuchte mit klarer mikroprismatischer Abdeckung. Die Leuchte wird mit satiniertes Folie zur Erhöhung der Homogenität geliefert (-26,1% Lichtstrom).

The indicated luminous flux corresponds to the luminaire with a clear microprismatic diffuser. The luminaire is delivered with a satinized-foil for increased homogeneity (-26,1% luminous flux).

Le flux lumineux indiqué correspond au luminaire avec diffuseur microprismatique transparent. Le luminaire est livré avec un film satiné pour optimiser l'homogénéité (-26,1% sur le flux lumineux).

### OPTIONAL ACCESSORY

Profilbügel „ballwurfsicher“ schwarz	P33-PBB-9005-2
Profilbügel „ballwurfsicher“ weiß	P33-PBB-9016-2
Profilbügel „ballwurfsicher“ silber	P33-PBB-9006-2

(available for satiné / microprism)

### PURE 3 PROFILE SYSTEM



P33A 1-2-3-4-5-6

P33A057-9016E1840H3S vario, 574 mm, white, IP40, 4000 K, CRI > 80, high output DALI, satiné (order sample)

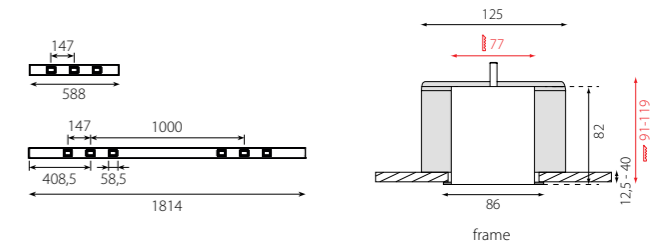
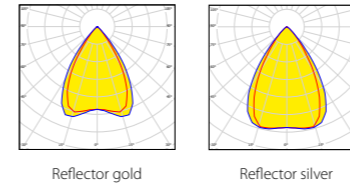

► Configure online on [KATALOG.PLANLICHT.COM](http://KATALOG.PLANLICHT.COM)




Down to UGR ≤ 16 | up to 158 lm/W | up to 3051 lm/m | IEC 62471: Blue light hazard: RG 0 | DALI switchDIM

# pure 3 triflect

Einbauleuchte  
Recessed luminaire  
Luminaire encastré



### LUMINOUS FLUX (LM) / SYSTEM POWER (W)

4000K silver matte	low output CRI > 80	high output CRI > 80	
591 mm	1851 lm / 17,5W	3018 lm / 32W	1,9 kg
1814 mm	3702 lm / 35W	6036 lm / 65W	4,8 kg

(based on DALI)

### COMPARE REFLECTOR COLOUR

1814 mm	low output CRI > 80	high output CRI > 80
silver matte	3702 lm	6036 lm
high-gloss gold	3060 lm	5112 lm






### CUT OUT

SIZE	WIDTH	↑ DEPTH
all lengths - 9mm	77 mm	91-119 mm

#### 1 SIZE

591 mm	<b>059</b>
1814 mm	<b>181</b>



#### 2 COLOUR

 silver	<b>9006</b>
 white	<b>9016</b>
 black	<b>9005</b>
 RAL of your choice	



#### 3 OUTPUT

 low output	<b>L</b>
 high output	<b>H</b>

#### 4 DIM

 non-dim	<b>1</b>
 DALI-dim	<b>3</b>

#### 5 REFLECTOR

 silver matte*	<b>P</b>
 high-gloss gold*	<b>G</b>

\* UGR-optimised, configure online

P3TE 1-2 C1840 3 4 5

P3TE059-9016C1840H1G frame, 591 mm, white, IP20, direct, CRI > 80, 4000 K, high output, non-dim, reflector gold (order sample)

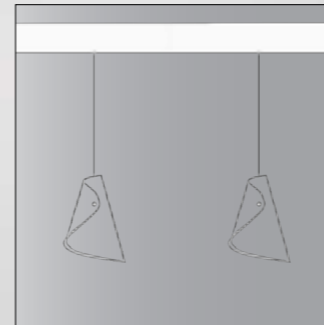
► [Configure online on KATALOG.PLANLICHT.COM](#)




Down to UGR ≤ 19 | up to 106 lm/W | IEC 62471: Blue light hazard: RG 0 | DALI switchDIM



FUSION



TRIFLECT INSETS



ANTO+ DOWNLIGHT / WALLWASH



ZENIT XS/S SPOTLIGHT INSETS




RGB-W




90° CONNECTORS



DIFFERENT SINUS CURVES



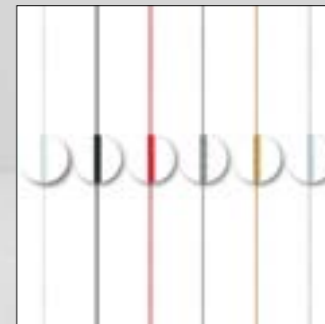
DIFFERENT DIFFUSERS



DIFFERENT HOUSING COLOURS



DIFFERENT COLOUR CABLES





LUMINOUS FLUX (LM) / SYSTEM POWER (W), 3000 K

Table with 5 columns: HE PMMA satiné (HE), low output CRI>80 (DI, DI/ID), high output CRI>80 (DI, DI/ID). Rows include 563mm, 633mm, 703mm, 773mm, 843mm, 913mm, 983mm, 1053mm, 1123mm, 1403mm, 1683mm, 2243mm.

LUMINOUS FLUX (LM) / SYSTEM POWER (W), 3000 K

Table with 5 columns: HE PMMA micro (HE), low output CRI>80 (DI, DI/ID), high output CRI>80 (DI, DI/ID). Rows include 563mm, 633mm, 703mm, 773mm, 843mm, 913mm, 983mm, 1053mm, 1123mm, 1403mm, 1683mm, 2243mm.

RGBW



direct satiné

260 lm / m 5,7 W / m

direct/indirect satiné

660 lm / m 11 W / m

563 / 703 / 843 / 983 / 1123 / 1403 mm

indirect

400 lm / m 6,1 W / m

983 / 1123 / 1403 mm

figures lm & W in 3000K (830)

LUMINOUS FLUX (LM) / SYSTEM POWER (W), 4000 K

Table with 5 columns: HE PMMA satiné (HE), low output CRI>80 (DI, DI/ID), high output CRI>80 (DI, DI/ID). Rows include 563mm, 633mm, 703mm, 773mm, 843mm, 913mm, 983mm, 1053mm, 1123mm, 1403mm, 1683mm, 2243mm.

LUMINOUS FLUX (LM) / SYSTEM POWER (W), 4000 K

Table with 5 columns: HE PMMA micro (HE), low output CRI>80 (DI, DI/ID), high output CRI>80 (DI, DI/ID). Rows include 563mm, 633mm, 703mm, 773mm, 843mm, 913mm, 983mm, 1053mm, 1123mm, 1403mm, 1683mm, 2243mm.

LUMINOUS FLUX (LM) / SYSTEM POWER (W), 2700-6500 K

Table with 4 columns: HE PMMA satiné (HE), dynamic white CRI>90 (DI, DI/ID). Rows include 563mm, 633mm, 703mm, 773mm, 843mm, 913mm, 983mm, 1053mm, 1123mm, 1403mm, 1683mm, 2243mm.

LUMINOUS FLUX (LM) / SYSTEM POWER (W), 2700-6500 K

Table with 4 columns: HE PMMA micro (HE), dynamic white CRI>90 (DI, DI/ID). Rows include 563mm, 633mm, 703mm, 773mm, 843mm, 913mm, 983mm, 1053mm, 1123mm, 1403mm, 1683mm, 2243mm.

EMERGENCY ADD-ONS



P33-NOT-3H-LED

3h battery

P33-NOT-ZVS-INOTEC

INOTEC monitoring component for central current supply (direct 983 mm / direct/indirect 1403 mm only)

LUMINOUS FLUX (LM) / SYSTEM POWER (W), 3000 K

Table with 4 columns: BAP louvre (BE), low output CRI>80 (DI, DI/ID), high output CRI>80 (DI, DI/ID). Rows include 1125mm, 1405mm.

LUMINOUS FLUX (LM) / SYSTEM POWER (W), 3000 K

Table with 5 columns: asym. (AE), low output CRI>80 (DI, DI/ID), high output CRI>80 (DI, DI/ID). Rows include 564mm, 704mm, 844mm, 984mm, 1124mm, 1404mm, 1684mm.

LUMINOUS FLUX (LM) / SYSTEM POWER (W), 4000 K

Table with 4 columns: BAP louvre (BE), low output CRI>80 (DI, DI/ID), high output CRI>80 (DI, DI/ID). Rows include 1125mm, 1405mm.

LUMINOUS FLUX (LM) / SYSTEM POWER (W), 4000 K

Table with 5 columns: asym. (AE), low output CRI>80 (DI, DI/ID), high output CRI>80 (DI, DI/ID). Rows include 564mm, 704mm, 844mm, 984mm, 1124mm, 1404mm, 1684mm.

LUMINOUS FLUX (LM) / SYSTEM POWER (W), 2700-6500 K

Table with 3 columns: BAP louvre (BE), dynamic white CRI>90 (DI, DI/ID). Rows include 1125mm, 1405mm.

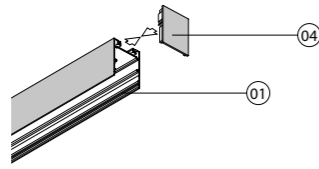
LUMINOUS FLUX (LM) / SYSTEM POWER (W), 2700-6500 K

Table with 3 columns: asym. (AE), dynamic white CRI>90 (DI, DI/ID). Rows include 564mm, 704mm, 844mm, 984mm, 1124mm, 1404mm, 1684mm.

PENDANT | WALL | SURFACE

**01 PROFILE HOUSING**

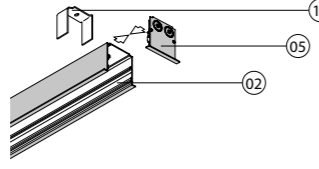
■	P33-PRO1-9006
□	P33-PRO1-9016
■	P33-PRO1-9005



RECESSED FRAME

**02 PROFILE HOUSING**

■	P33-PROE-9006
□	P33-PROE-9016
■	P33-PROE-9005

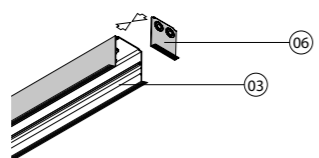


RECESSED FRAMELESS

**03 PROFILE HOUSING**

■	P33-PROF-ALUB
---	---------------

Sold by the metre; maximum section length: 4500 mm  
Meterware; Maximale Teilprofillänge: 4500 mm  
Marchandise vendue au mètre; longueur de section max. 4500 mm



**07 BLANK COVER DIRECT**

■	P33-BLI-9006
□	P33-BLI-9016
■	P33-BLI-9005

**08 BLANK COVER INDIRECT**

■	P33-BL2-9006
□	P33-BL2-9016
■	P33-BL2-9005

Sold by the metre  
Meterware  
Marchandise vendue au mètre

**10 COVER ASYMMETRIC**

■	P33-BAS-9006
□	P33-BAS-9016
■	P33-BAS-9005

**11 RECESSED-MOUNT BRACKET FRAME**

■	P33-MOB-E-1
---	-------------

1x per max. 900mm  
min. 2 pcs.  
12,5-40mm

**14 FEED-TROUGH WIRING FOR BLANK COVER**

■	P33-DV-BLI
---	------------

Sold by the metre  
Meterware  
Marchandise vendue au mètre

**15 BRIDGING FOR LIGHT SOURCES**

■	P33-DV-R
---	----------

max. 2250mm

**17 3-PHASE TRACK**

■	P33-3PH-110-AL	1100mm
□	P33-3PH-110-WS	1100mm
■	P33-3PH-110-SW	1100mm
■	P33-3PH-210-AL	2100mm
□	P33-3PH-210-WS	2100mm
■	P33-3PH-210-SW	2100mm

Power supply and end cap included  
Inkl. Einspeisung u. Endabdeckung  
Alimentation et embout inclus

**18 MITRE CUT**

horizontal	P33-HOR-90	90°
	P33-HOR-135	135°
vertical	P33-VER-90	90°

Connectors included  
Inklusive Verbinder  
Connecteurs inclus

**20 T-CONNECTOR**

P33-TV1	90°	pendant/surface
P33-TVE	90°	recessed FRAME
P33-TVF	90°	recessed FRAMELESS

**21 WALL BRACKET**

■	P33-WAH-W
---	-----------

1x per max. 900mm  
min. 2 pcs.

**09 DIFFUSER**

■	P33-DIF-S-LED (satiné)
■	P33-DIF-J (jet-black & light)
■	P33-DIF-M (microprism)
■	P33-DIF-O (HE PMMA satiné)
■	P33-DIF-T (HE PMMA microprism)

Meterware; Maximale Teilprofillänge: 4500 mm |  
Sold by the metre; maximum section length: 4500 mm |  
Marchandise vendue au mètre; longueur de section max. 4500 mm

**12 RECESSED-MOUNT BRACKET VARIO**

■	P33-MOB-F-1
---	-------------

1x per max. 900mm  
min. 2 pcs.  
12,5-40mm

**16 SEGMENT CONNECTOR**

■	P33-LIN
---	---------

In pairs; Hexagon socket screws included  
Paarweise; Inklusive Inbusschrauben  
Paire; Vis à six pans creux incluses

**19 CROSS CONNECTOR**

P33-KV1	90°	pendant/surface
P33-KVE	90°	recessed FRAME
P33-KVF	90°	recessed FRAMELESS

**22 CONNECTION TERMINAL**

P33-ANS5	5-pole
P33-ANS7	7-pole

Accessories incl; one terminal per power supply; clamping range 0.75 - 2.5 mm²  
Inkl. Zubehör; eine Klemme pro Einspeisung; Klemmbereich 0,75 - 2,5 mm²  
Accessoires inclus; un bornier par alimentation; plage de serrage 0,75 - 2,5 mm²

**23 CONNECTION SET**

P33-DVS1	7-pole
----------	--------

**26 POWER FEED 3-PHASE-TRACK**

□	P33-EIN-3PH-WS	3 x 1,50 mm²
■	P33-EIN-3PH-SW	3 x 1,50 mm²

2500 mm  
3 phase universal adapter incl.  
Inkl. 3-Phasen-Universaladapter  
adaptateur universel 3 phases inclus

**27B RAPID TENSIONER FOR INCLINED CEILINGS**

P58-SEI-150	1500mm
P58-SEI-600	6000mm

**29 CONNECTOR**

P33-DVS2	7-pole
----------	--------

**24 POWER SUPPLY WITH CANOPY**

P33-EIN-3	3 x 0,75 mm²
P33-EIN-5	5 x 0,75 mm²
P33-EIN-7	7 x 0,75 mm²
P33-EIN-7-Q1,5	7 x 1,50 mm²

1750 mm

**27 SUSPENSION CABLES**

27A	27B
-----	-----

1x per max. 2000mm  
min. 2 pcs.

**27C CADDYCLIPS (T24)**

P33-SEI-150-CC	1500mm
----------------	--------

**30 LIGHT SOURCES**

Details on page 41

**25 POWER SUPPLY WITH DESIGN CANOPY**

P33-EIN-5-DB	5 x 0,75 mm²
--------------	--------------

1750 mm

**27A RAPID TENSIONER**

P33-SEI-150	1500mm
P33-SEI-600	6000mm

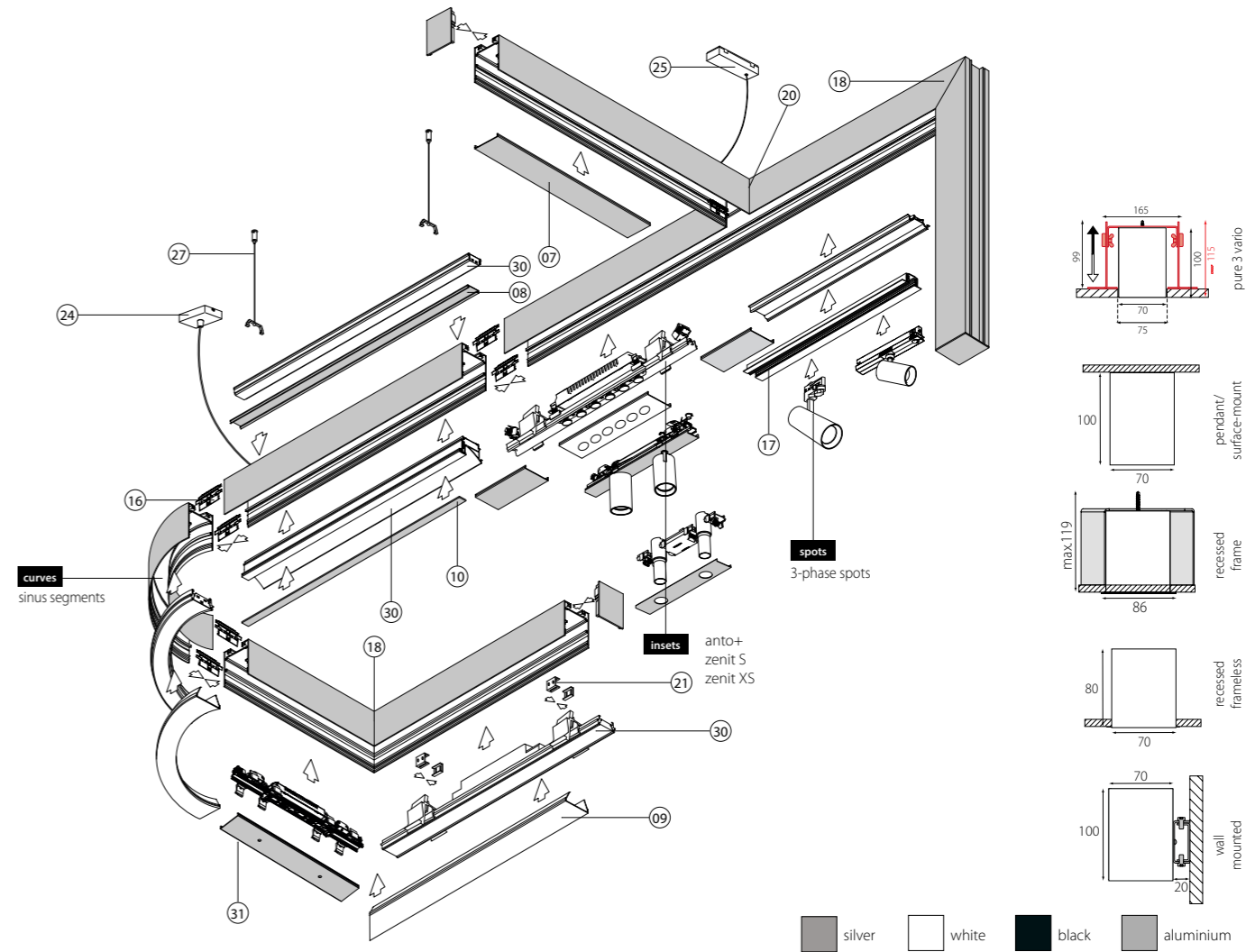
**28 BALL-PROOF BRACKET**

■	P33-PBB-9006-2
□	P33-PBB-9016-2
■	P33-PBB-9006-2

only surface satiné/microprism

**31 P.FUSION**

Details on page 53

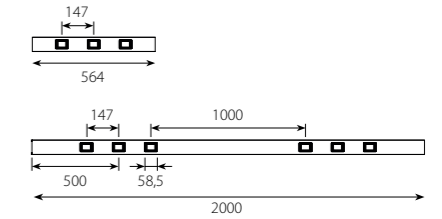
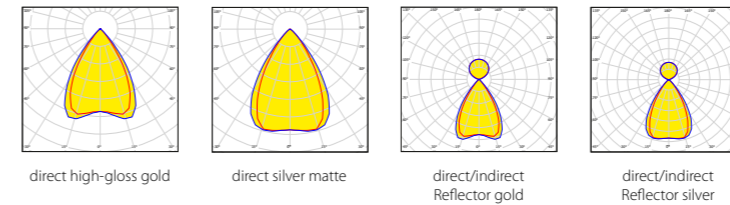


■ silver □ white ■ black ■ aluminium

# triflect inset for pure 3 systems

Systeme | Downlight Inset pure 3  
Systems | Downlight Inset pure 3  
Systèmes | Downlight Inset pure 3

## TRIFLECT INSET FOR PURE 3 | SYSTEMS



### LUMINOUS FLUX (LM) / SYSTEM POWER (W)

4000K silver matte	low output CRI > 80		high output CRI > 80			
	DI	DI/ID	DI	DI/ID	DI	DI/ID
564 mm	1851 lm / 17,5W	2879 lm / 23W	3018 lm / 32W	4806 lm / 43W	0,9 kg	1,1 kg
2000 mm	3702 lm / 35W	7331 lm / 54W	6036 lm / 65W	12010 lm / 100W	2,4 kg	3,0 kg

(based on DALI)

### COMPARE REFLECTOR COLOUR


4000 K 2000 mm	low output CRI > 80		high output CRI > 80	
	DI	DI/ID	DI	DI/ID
silver matte	3702 lm	7331 lm	7331 lm	12010 lm
high-gloss gold	3060 lm	6689 lm	6689 lm	11086 lm

#### 1 SPOTS

3 spot  
6 spots

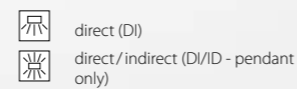
03  
06

#### 2 BLANK COVER



SI  
WS  
SW

#### 3 DIRECT / INDIRECT



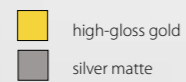
1  
2

#### 4 OUTPUT / CONTROL



L1  
L3  
H3

#### 5 TUBE COLOUR



G  
P

P3T-1-2-3-840-4-5

P3T-03-WS1840L1G triflect inset pure 3, 3 spots, blank cover white, direct, 4000K, CRI > 80, low output, non-dim, gold (order sample)

► [Configure online on KATALOG.PLANLICHT.COM](https://www.planlicht.com)



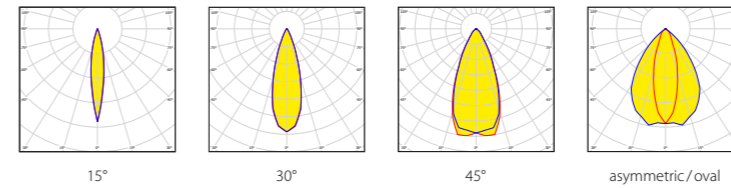
Down to UGR ≤ 19 | up to 136 lm/W | IEC 62471: Blue light hazard: RG 0 | DALI switchDIM



# anto+ inset for p.forty & pure 3 systems

Systeme | Downlight Inset p.forty & pure 3  
Systems | Downlight Inset p.forty & pure 3  
Systèmes | Downlight Inset p.forty & pure 3

## ANTO+ INSET FOR P.FORTY & PURE 3 | SYSTEMS



### LUMINOUS FLUX (LM) / ANTO+ / LENS TUBE SILVER MATTE, CRI > 90

	2700 K				3000 K				4000 K				dynamic white			
	15°	30°	45°	asym.	15°	30°	45°	asym.	15°	30°	45°	asym.	15°	30°	45°	asym.
2 spots	241 lm	220 lm	184 lm	193 lm	246 lm	224 lm	188 lm	197 lm	256 lm	234 lm	196 lm	205 lm	-	-	-	-
4 spots	478 lm	435 lm	365 lm	382 lm	487 lm	444 lm	372 lm	390 lm	507 lm	463 lm	389 lm	406 lm	-	-	-	-
6 spots	737 lm	672 lm	564 lm	590 lm	752 lm	685 lm	575 lm	602 lm	783 lm	714 lm	600 lm	627 lm	-	-	-	-
8 spots	990 lm	901 lm	756 lm	791 lm	1008 lm	919 lm	770 lm	807 lm	1050 lm	958 lm	805 lm	840 lm	-	-	-	-
12 spots	1526 lm	1391 lm	1167 lm	1221 lm	1557 lm	1418 lm	1190 lm	1246 lm	1621 lm	1478 lm	1242 lm	1298 lm	-	-	-	-
18 spots	2211 lm	2016 lm	1692 lm	1770 lm	2256 lm	2055 lm	1725 lm	1806 lm	2349 lm	2142 lm	1800 lm	1181 lm	1128 lm	1028 lm	863 lm	903 lm
30 spots	3685 lm	3360 lm	2820 lm	2950 lm	3760 lm	3425 lm	2875 lm	3010 lm	3915 lm	3570 lm	3000 lm	3135 lm	1880 lm	1713 lm	1438 lm	1505 lm

### COMPARE LENS TUBE ANTO+ / SURFACE 18 SPOTS

lens tube	4000 K			
	15°	30°	45°	asym.
high-gloss silver	2511 lm	2307 lm	2112 lm	2303 lm
silver matte	2349 lm	2142 lm	1800 lm	1881 lm
high-gloss gold	2496 lm	2289 lm	2109 lm	2277 lm
high-gloss copper	2472 lm	2280 lm	2106 lm	2213 lm
white (RAL 9016)	2451 lm	2256 lm	1965 lm	2150 lm
black (RAL 9005)	2250 lm	2040 lm	1590 lm	1587 lm
glaring gold	2310 lm	2094 lm	1683 lm	1746 lm
capital copper	2286 lm	2067 lm	1608 lm	1665 lm
gunnery grey	2340 lm	2106 lm	1689 lm	1755 lm
high-gloss black chrome	2238 lm	2056 lm	1883 lm	2053 lm

### SYSTEM POWER (W) / WEIGHT

	non dim DALI		dyn. white		Inset p.forty		Inset pure 3	
					non-dim	DALI/HCL	non-dim	DALI/HCL
2 spots	4,1 W				0,1 kg		0,1 kg	
4 spots	7,7 W				0,1 kg		0,1 kg	
6 spots	10 W				0,3 kg	0,4 kg	0,3 kg	0,4 kg
8 spots	14 W				0,5 kg	0,5 kg	0,5 kg	0,5 kg
12 spots	19 W	11 W			0,5 kg	0,6 kg	0,6 kg	0,6 kg
18 spots	29 W	17 W			0,6 kg	0,6 kg	0,6 kg	0,7 kg
30 spots	47 W	27 W			1,0 kg	1,0 kg	1,0 kg	1,0 kg

### VARIATIONS ANTO+ INSETS

	MEDIUM OUTPUT		DYNAMIC
	non-dim	DALI	WHITE
2 spots	●	-	-
4 spots	●	-	-
6 spots	●*	●*	-
8 spots	●*	●*	-
12 spots	●*	●*	●*
18 spots	●	●	●
30 spots	●	●	●

\* blind cover

#### 1 SPOTS

2 spots	02
4 spots	04
6 spots (2x100mm Blind Cover)	06
8 spots (2x100mm Blind Cover)	08
12 spots (2x100mm Blind Cover)	12
18 spots	18
30 spots	30

#### 2 LENS TUBE COLOUR

02	high-gloss silver	B	black (RAL 9005)
04	silver matte	P	glaring gold
06	high-gloss gold	G	capital cooper
08	high-gloss cooper	K	gunnery grey
12	white (RAL 9016)*	W	high gloss black chrome

#### 3 MASK COLOUR

N	high-gloss silver	B	black (RAL 9005)
D	silver matte	P	glaring gold
R	high-gloss gold	G	capital cooper
Y	high-gloss cooper	K	gunnery grey
Z <b>NEW</b>	white (RAL 9016)	W	high gloss black chrome (for p.forty only)

#### 4 LED

	2700 K, CRI > 90	927
	3000 K, CRI > 90	930
	4000 K, CRI > 90	940
	2700-6500 K, dynamic white, CRI > 90	HCL

#### 5 OUTPUT

	medium output	M
	dynamic white	X

#### 6 DIM

	non-dim	1
	DALI	3

#### 7 BEAM ANGLE

	15°	1
	30°	3
	45°	4
	asymmetric/oval	A

P-A 1-2-3-4-5-6-7

P-A18-PZ940M14 Inset 18 spots, for p.forty/lens tube silver matte, mask high gloss black chrome, 4000K, CRI > 90, medium output, non-dim, beam angle 45° (order sample)

► [Configure online on KATALOG.PLANLICHT.COM](https://www.planlicht.com)



Down to UGR ≤ 16 | up to 99 lm/W | IEC 62471: Blue light hazard: RG ≤ 1 | DALI switchDIM

## ANTO+ INSET FOR P.FORTY & PURE 3 | SYSTEMS

### COMPARE LENS TUBES / ANTO+ INSET 18 SPOTS

lens tube	2700 K				3000 K				4000 K				dynamic white			
	15°	30°	45°	asym.	15°	30°	45°	asym.	15°	30°	45°	asym.	15°	30°	45°	asym.
silver matte	2211 lm	2016 lm	1692 lm	1770 lm	2256 lm	2055 lm	1725 lm	1806 lm	2349 lm	2142 lm	1800 lm	1881 lm	1128 lm	1028 lm	863 lm	903 lm
high-gloss silver	2364 lm	2169 lm	1986 lm	2124 lm	2412 lm	2211 lm	2025 lm	2166 lm	2511 lm	2307 lm	2112 lm	2303 lm	1206 lm	1106 lm	1013 lm	1083 lm
white 9016	2307 lm	2124 lm	1848 lm	1944 lm	2352 lm	2166 lm	1884 lm	1983 lm	2451 lm	2256 lm	1965 lm	2150 lm	1177 lm	1083 lm	943 lm	991 lm
black 9005	2118 lm	1920 lm	1497 lm	1494 lm	2160 lm	1959 lm	1527 lm	1524 lm	2250 lm	2040 lm	1590 lm	1587 lm	1080 lm	979 lm	763 lm	762 lm
high-gloss gold	2349 lm	2154 lm	1983 lm	2121 lm	2397 lm	2196 lm	2022 lm	2163 lm	2496 lm	2289 lm	2109 lm	2277 lm	1198 lm	1097 lm	1011 lm	1082 lm
high gloss copper	2325 lm	2145 lm	1983 lm	2067 lm	2373 lm	2187 lm	2022 lm	2109 lm	2472 lm	2280 lm	2106 lm	2213 lm	1186 lm	1094 lm	1011 lm	1054 lm
glaring gold	2172 lm	1971 lm	1584 lm	1644 lm	2214 lm	2010 lm	1617 lm	1677 lm	2310 lm	2094 lm	1683 lm	1746 lm	1108 lm	1005 lm	808 lm	838 lm
capital copper	2151 lm	1944 lm	1512 lm	1566 lm	2193 lm	1983 lm	1542 lm	1596 lm	2286 lm	2067 lm	1608 lm	1665 lm	1097 lm	991 lm	771 lm	799 lm
gunnery grey	2202 lm	1980 lm	1590 lm	1650 lm	2247 lm	2019 lm	1623 lm	1683 lm	2340 lm	2106 lm	1689 lm	1755 lm	1123 lm	1010 lm	811 lm	842 lm
high gloss black chrome	2244 lm	2043 lm	1716 lm	1803 lm	2289 lm	2085 lm	1749 lm	1839 lm	2385 lm	2172 lm	1824 lm	1914 lm	1144 lm	1042 lm	875 lm	920 lm



### NOBELSTYLE GRAZ

Produkt: anto+ insets  
Fotos: © Alexander Kuenzel



# zenit S inset & p.fusion for p.forty & pure 3 systems

Systeme | Downlight Inset p.forty & pure 3  
Systems | Downlight Inset p.forty & pure 3  
Systèmes | Downlight Inset p.forty & pure 3



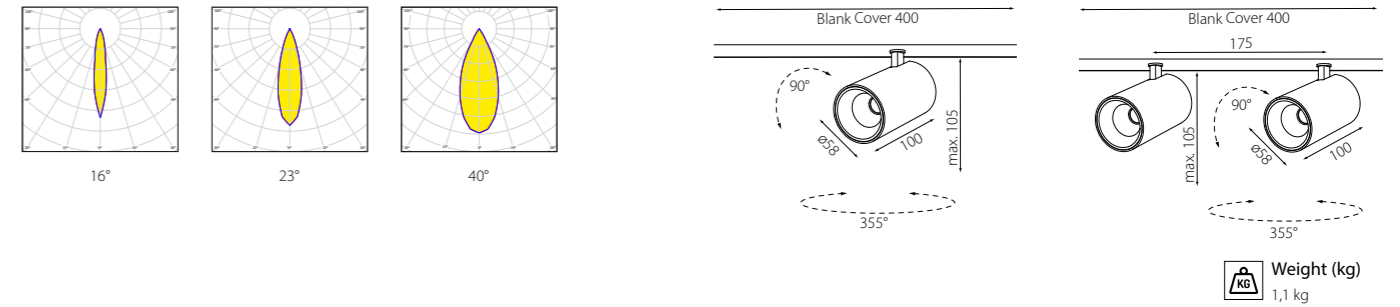
<b>1 SPOTS</b>			<b>2 TUBE COLOUR</b>			<b>3 HOUSING COLOUR</b>		
1 spot	1	gold	<b>G</b>	white	<b>W</b>			
2 spots	2	black	<b>S</b>	black	<b>S</b>			
<b>4 BLANK COVER</b>			<b>5 LED</b>			<b>6 OUTPUT</b>		
silver	<b>SI</b>	3000K, CRI > 80	<b>830</b>	low output	<b>L</b>			
white	<b>WS</b>	4000K, CRI > 80	<b>840</b>	high output	<b>H</b>			
black	<b>SW</b>	2700K, CRI > 90	<b>927</b>					
		3000K, CRI > 90	<b>930</b>					
		3500K, CRI > 90	<b>935</b>					
		4000K, CRI > 90	<b>940</b>					
<b>7 CONTROL</b>			<b>8 BEAM</b>					
non-dim	<b>1</b>	16°	<b>1</b>					
DALI	<b>3</b>	23°	<b>2</b>					
		40°	<b>4</b>					

P-Z 1 S 2 3 4 5 6 7 8

P-Z25-GSW5940H32 2 spots black, tube colour gold, black housing, white blank cover, CRI > 90, 4000K, high output, DALI, 23° (order sample)

► [Configure online on KATALOG.PLANLICHT.COM](#)

## ZENIT S INSET & P.FUSION FOR P.FORTY & PURE 3 SYSTEMS | SYSTEMS



### LUMINOUS FLUX (LM) / SYSTEM POWER (W)\*

	low output (7,3W)						high output (11W)					
	16°		23°		40°		16°		23°		40°	
	gold	black	gold	black	gold	black	gold	black	gold	black	gold	black
LF830 3000K	820lm	796lm	784lm	761lm	768lm	746lm	1161lm	1127lm	1112lm	1079lm	1088lm	1056lm
LF840 4000K	859lm	834lm	825lm	801lm	803lm	779lm	1217lm	1181lm	1172lm	1138lm	1139lm	1106lm
LF927 2700K	644lm	625lm	623lm	605lm	609lm	591lm	913lm	887lm	881lm	855lm	862lm	837lm
LF930 3000K	672lm	653lm	646lm	627lm	631lm	613lm	933lm	906lm	903lm	877lm	878lm	852lm
LF935 3500K	704lm	683lm	679lm	659lm	660lm	641lm	987lm	958lm	952lm	924lm	925lm	898lm
LF940 4000K	713lm	692lm	686lm	666lm	667lm	647lm	988lm	960lm	943lm	916lm	921lm	895lm

\* figures per single spot

### OPTIONAL ACCESSORY

Honeycomb glare protection	<b>S10-BLE-58</b>
Oval spot lens	<b>S10-OZL-58</b>
Clear protective glass	<b>S10-SGL-58</b>
Blur glass	<b>S10-WGL-58</b>

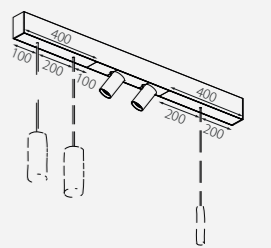


Reflektortausch werkzeuglos möglich.  
Passive Kühlung. Komplettrahler inklusive Reflektor und Converter.  
Replacement of the reflector without any tools.  
Passive cooling. Complete spotlight including reflector and converter.  
Remplacement du réflecteur sans outil.  
Refroidissement passif. Projecteur complet incluant réflecteur et convertisseur.

NEW

### P.FUSION FOR P.FORTY & PURE 3 (ONLY FOR SURFACE AND RECESSED - MOUNTED PROFILES (L=400MM))


<b>1 QUANTITY</b>		<b>2 BLANK COVER</b>		<b>3 TECHNOLOGY/OUTPUT</b>	
		1  white	<b>WS</b>	High voltage (230V AC)	<b>HV</b>
		2  black	<b>SW</b>	Constant current	<b>CC*</b>
		silver	<b>SI</b>	*5-30W, 250/400/550/700mA via dip-switch	
<b>4 CONTROL</b>					
non-dim	<b>1</b>				
DALI	<b>3</b>				
<b>P-FSN 1 2 3 4</b>					
P-FSN2WSHV1		p.forty fusion, 2 cable grommets, symmetrical, blank cover white, high voltage, non-dim (order sample)			



Down to UGR ≤ 16 | up to 118lm/W | IEC 62471: Blue light hazard: RG ≤ 1 | DALI switchDIM

# zenit XS inset for pure 3 systems

Systeme | Spotlight Inset pure 3  
Systems | Spotlight Inset pure 3  
Systèmes | Spotlight Inset pure 3



## 1 SPOTS

- 1 spot **1**
- 2 spots **2**

## 2 TUBE COLOUR

- gold **G**
- black **S**

## 3 HOUSING COLOUR

- white **W**
- black **S**

## 4 BLANK COVER

- silver **SI**
- white **WS**
- black **SW**

## 5 LED

- LF830 3000 K **830**
- LF840 4000 K **840**
- LF927 2700 K **927**
- LF930 3000 K **930**
- LF940 4000 K **940**

## 6 CONTROL

- non-dim **1**
- DALI **3**

## 7 BEAM

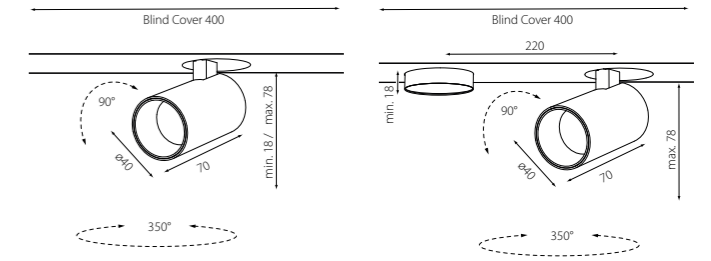
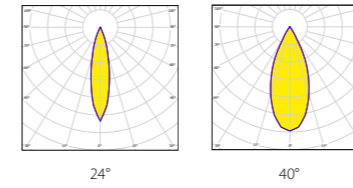
- 24° **1**
- 40° **4**

P33-Z 1 XS-2 3 4 5 H 6 7

P33-Z2XS-SWWS930H14 2 spots white, tube colour black, white housing, white blank cover, CRI > 90, 3000 K, non-dim, 40°, blind cover pure 3 in white (order sample)

► [Configure online on KATALOG.PLANLICHT.COM](https://www.planlicht.com)

## ZENIT XS INSET FOR PURE 3 SYSTEMS | SYSTEMS



Weight (kg)  
0,8 kg

### LUMINOUS FLUX (LM) / SYSTEM POWER (W)\*

	24° (7,7W)		40° (7,7W)	
	gold	black	gold	black
LF830 3000 K	507 lm	453 lm	496 lm	443 lm
LF840 4000 K	529 lm	473 lm	518 lm	463 lm
LF927 2700 K	380 lm	340 lm	373 lm	333 lm
LF930 3000 K	404 lm	361 lm	395 lm	353 lm
LF940 4000 K	433 lm	387 lm	423 lm	378 lm

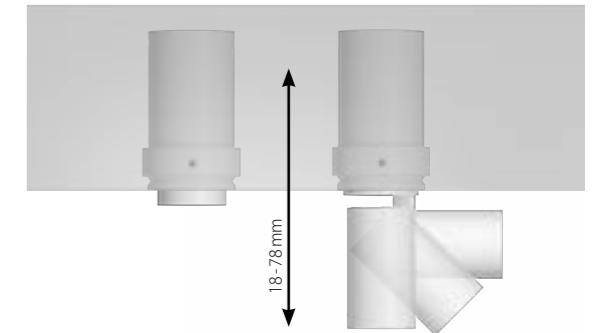
\* figures per single spot

### OPTIONAL ACCESSORY

Honeycomb glare protection	S10-BLE-40
Oval spot lens	S10-OZL-40
Blur glass	S10-WGL-40



Reflektortausch werkzeuglos möglich.  
Passive Kühlung. Komplettrahler inklusive Reflektor und Konverter.  
*Replacement of the reflector without any tools.  
Passive cooling. Complete spotlight including reflector and converter.  
Remplacement du réflecteur sans outil.  
Refroidissement passif. Projecteur complet incluant réflecteur et convertisseur.*

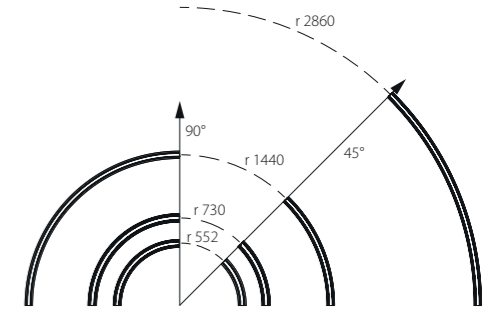
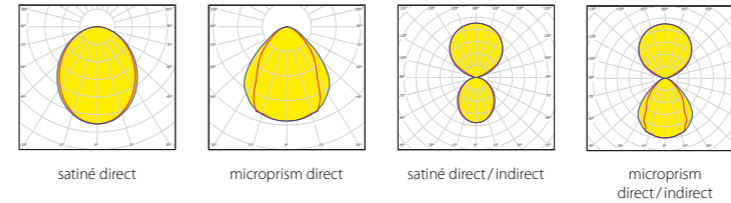


Down to UGR ≤ 16 | up to 66 lm/W | IEC 62471: Blue light hazard: RG ≤ 1 | DALI switchDIM

# sinus segments

(compatible with pure 3 systems with optic satiné / microprism)

Systeme | Komponenten  
Systems | Components  
Systèmes | Composants



## 1 MOUNTING

- surface-mount/pendant direct
- pendant direct-indirect
- recessed

## 2 ANGLE / RADIUS

Code	Angle / Radius
A	45°, r 552 mm
H	90°, r 552 mm
E	45°, r 730 mm
	90°, r 730 mm
	45°, r 1440 mm
	90°, r 1440 mm
	45°, r 2860 mm

## 3 COLOUR

- silver **9006**
- white **9016**
- black **9005**
- RAL of your choice **9005**

## 4 DIRECT / INDIRECT

- direct **1**
- direct / indirect (pendant only) **2**

## 5 LED

- 3000 K, CRI > 80 **830**
- 4000 K, CRI > 80 **840**
- 3000 K, CRI > 90 **930**
- 4000 K, CRI > 90 **940**
- 2700 - 6500 K, dynamic white, CRI > 90 **HCL**

## 6 OUTPUT / CONTROL

- low output non-dim **L1**
- low output DALI **L3**
- high output DALI **H3**
- dynamic white **X3**

## 7 OPTIC

- satiné **S**
- microprism\* **M**

\* UGR-optimised, configure online

P33-1-2-3-E-4-5-6

P33-H14-9016E2830H3S pendant, segment angle 45°, r 552 mm, white, IP40, direct / indirect, 3000 K, CRI > 80, high output DALI, satiné (order sample)

► Configure online on [KATALOG.PLANLICHT.COM](http://KATALOG.PLANLICHT.COM)

## LUMINOUS FLUX (LM) / SYSTEM POWER (W), CRI > 80

satiné (S)	direct				dynamic white CRI > 90 2700-6500 K	direct / indirect				dynamic white CRI > 90 2700-6500 K
	low output		high output			low output		high output		
	3000 K	4000 K	3000 K	4000 K		3000 K	4000 K	3000 K	4000 K	
45°, r 552 mm	591 lm / 6,4W	613 lm / 6,4W	1056 lm / 11W	1095 lm / 11W	-	1291 lm / 12W	1339 lm / 12W	2308 lm / 21W	2393 lm / 21W	-
90°, r 552 mm	1182 lm / 13,5W	1225 lm / 13,5W	2112 lm / 22W	2190 lm / 22W	1658 lm / 22W	2583 lm / 23W	2678 lm / 23W	4616 lm / 43W	4787 lm / 43W	3624 lm / 41W
45°, r 730 mm	788 lm / 9,1W	817 lm / 9,1W	1408 lm / 15,5W	1460 lm / 15,5W	1105 lm / 16W	1722 lm / 17W	1785 lm / 17W	3077 lm / 28W	3191 lm / 28W	2415 lm / 28W
90°, r 730 mm	1576 lm / 17,5W	1634 lm / 17,5W	2816 lm / 29W	2920 lm / 29W	2210 lm / 29W	3444 lm / 29W	3571 lm / 29W	6155 lm / 56W	6382 lm / 56W	4834 lm / 55W
45°, r 1440 mm	1576 lm / 17,5W	1634 lm / 17,5W	2816 lm / 29W	2920 lm / 29W	2210 lm / 29W	3444 lm / 29W	3571 lm / 29W	6155 lm / 56W	6382 lm / 56W	4834 lm / 55W
90°, r 1440 mm	3152 lm / 29W	3268 lm / 29W	5633 lm / 56W	5841 lm / 56W	4422 lm / 55W	6887 lm / 58W	7141 lm / 58W	12310 lm / 112W	12765 lm / 112W	9663 lm / 110W
45°, r 2860 mm	3152 lm / 29W	3268 lm / 29W	5633 lm / 56W	5841 lm / 56W	4422 lm / 55W	6887 lm / 58W	7141 lm / 58W	12310 lm / 112W	12765 lm / 112W	9663 lm / 110W

## LUMINOUS FLUX (LM) / SYSTEM POWER (W), CRI > 80

microprism (M)*	direct				dynamic white CRI > 90 2700-6500 K	direct / indirect				dynamic white CRI > 90 2700-6500 K
	low output		high output			low output		high output		
	3000 K	4000 K	3000 K	4000 K		3000 K	4000 K	3000 K	4000 K	
45°, r 552 mm	636 lm / 6,4W	660 lm / 6,4W	1136 lm / 11W	1178 lm / 11W	-	1336 lm / 12W	1386 lm / 12W	2388 lm / 21W	2476 lm / 21W	-
90°, r 552 mm	1272 lm / 13,5W	1318 lm / 13,5W	2272 lm / 22W	2356 lm / 22W	1784 lm / 22W	2673 lm / 23W	2771 lm / 23W	4776 lm / 43W	4953 lm / 43W	3750 lm / 41W
45°, r 730 mm	848 lm / 9,1W	879 lm / 9,1W	1515 lm / 15,5W	1571 lm / 15,5W	1189 lm / 16W	1782 lm / 17W	1847 lm / 17W	3184 lm / 28W	3302 lm / 28W	2499 lm / 28W
90°, r 730 mm	1696 lm / 17,5W	1758 lm / 17,5W	3030 lm / 29W	3142 lm / 29W	2378 lm / 29W	3564 lm / 29W	3695 lm / 29W	6369 lm / 56W	6604 lm / 56W	4999 lm / 55W
45°, r 1440 mm	1696 lm / 17,5W	1758 lm / 17,5W	3030 lm / 29W	3142 lm / 29W	2378 lm / 29W	3564 lm / 29W	3695 lm / 29W	6369 lm / 56W	6604 lm / 56W	4999 lm / 55W
90°, r 1440 mm	3391 lm / 29W	3516 lm / 29W	6060 lm / 56W	6284 lm / 56W	4757 lm / 55W	7126 lm / 58W	7389 lm / 58W	12737 lm / 112W	13208 lm / 112W	9998 lm / 110W
45°, r 2860 mm	3391 lm / 29W	3516 lm / 29W	6060 lm / 56W	6284 lm / 56W	4757 lm / 55W	7126 lm / 58W	7389 lm / 58W	12737 lm / 112W	13208 lm / 112W	9998 lm / 110W

## WEIGHT

45°, r 552 mm	0,8 kg
90°, r 552 mm	1,6 kg
45°, r 730 mm	1,0 kg
90°, r 730 mm	2,1 kg
45°, r 1440 mm	2,0 kg
90°, r 1440 mm	4,0 kg
45°, r 2860 mm	4,0 kg

\*Der angegebene Lichtstrom bezieht sich auf die Leuchte mit klarer mikroprismatischer Abdeckung. Die Leuchte wird mit satinierter Folie zur Erhöhung der Homogenität geliefert (Direkt strahlend: -28,2%, direkt/indirekt strahlend: -11,7% Lichtstrom).

The indicated luminous flux corresponds to the luminaire with a clear microprismatic diffuser. The luminaire is delivered with a satinized foil for increased homogeneity (direct: -28,2%, direct/indirect: -11,7% luminous flux).

Le flux lumineux indiqué correspond au luminaire avec diffuseur microprismatique transparent. Le luminaire est livré avec un film satiné pour optimiser l'homogénéité (direct: -28,2%, direct/indirect: -11,7% sur le flux lumineux).

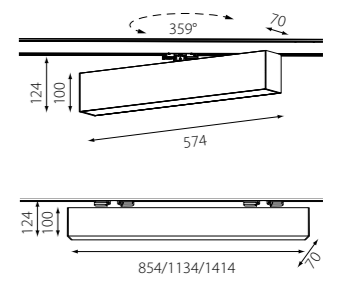
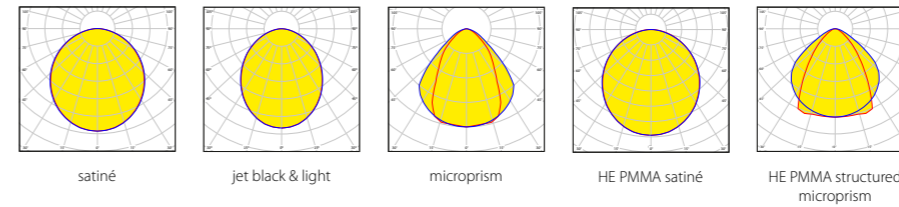


Down to UGR ≤ 16 | up to 127 lm/W | IEC 62471: Blue light hazard: RG 0 | DALI switchDIM

# pure 3

3-Phasen-Leuchte  
Track mounted luminaire  
Luminaire pour rail 3 phases

PURE 3 | TRACK



### LUMINOUS FLUX (LM) / SYSTEM POWER (W)

4000K HE PMMA satiné	low output CRI > 80	high output CRI > 80	dynamic white CRI > 90	KG
574mm	947lm / 7,9W	1563lm / 12W	1183lm / 13,4W	2,3 kg
854mm	1452lm / 11,4W	2393lm / 17,6W	1811lm / 18,6W	3,2 kg
1134mm	1953lm / 14,7W	3217lm / 23W	2435lm / 23,7W	4,0 kg
1414mm	2450lm / 17,3W	4035lm / 28,4W	3055lm / 28,5W	4,9 kg

(based on DALI Eutrac)

### COMPARE COVER

4000 K 1414 mm	low output CRI > 80	high output CRI > 80	dynamic white CRI > 90
satiné	2065 lm	3401 lm	2574 lm
microprism*	2270 lm	3739 lm	2830 lm
HE PMMA satiné	2450 lm	4035 lm	3055 lm
HE PMMA structured microprism*	2591 lm	4267 lm	3230 lm
jet black & light	519 lm	856 lm	648 lm

### COMPARE LIGHT COLOUR 1414 MM, HE PMMA SATINÉ, LOW OUTPUT

4000 K, CRI > 80	2450 lm	-0,8%
4000 K, CRI > 90	2431 lm	
3000 K, CRI > 80	2381 lm	-3,2%
3000 K, CRI > 90	2304 lm	

\*Der angegebene Lichtstrom bezieht sich auf die Leuchte mit klarer mikroprismatischer Abdeckung. Die Leuchte wird mit satiniertes Folie zur Erhöhung der Homogenität geliefert (-26,1% Lichtstrom).  
The indicated luminous flux corresponds to the luminaire with a clear microprismatic diffuser. The luminaire is delivered with a satiné-foil for increased homogeneity (-26,1% luminous flux).  
Le flux lumineux indiqué correspond au luminaire avec diffuseur microprismatique transparent. Le luminaire est livré avec un film satiné pour optimiser l'homogénéité (-26,1 % sur le flux lumineux).

<b>1 SIZE</b> 574 mm 854 mm 1134 mm 1414 mm	<b>2 HOUSING COLOUR</b> <b>057</b> silver <b>085</b> white <b>113</b> black <b>141</b> RAL of your choice	<b>3 LED</b> <b>830</b> 3000 K, CRI > 80 <b>840</b> 4000 K, CRI > 80 <b>930</b> 3000 K, CRI > 90 <b>940</b> 4000 K, CRI > 90 <b>HCL</b> 2700 - 6500 K dynamic white, CRI > 90
<b>4 OUTPUT</b> low output non-dim high output dynamic white	<b>5 CONTROL</b> <b>L</b> non-dim (not dynamic white) <b>H</b> DALI Eutrac 3 <b>X</b> DALI Stucchi OneTrack / Global Pulse	<b>6 OPTIC</b> <b>S</b> satiné <b>J</b> jet black & light <b>M</b> microprism* <b>O NEW</b> HE** PMMA satiné <b>T NEW</b> HE** PMMA structured microprism*

\*UGR-optimised, configure online | \*\*High efficiency

P335 1-2 C1 3 4 5 6

P335141-9016C1840L15 1414 mm, housing white, 4000 K, CRI > 80, low output, non-dim, satiné (order sample)

► Configure online on [KATALOG.PLANLICHT.COM](https://www.katalog.planlicht.com)



up to 150lm/W | IEC 62471: Blue light hazard: RG 0 | DALI

felt

Akustikpaneel  
Acoustic panel  
Panneau acoustique

FELT



suspended round



wall mounted (magnetic)  
rectangle 604 x 1204 mm



wall mounted (magnetic)  
square 604 x 604 mm



EQUIVALENT SOUND ABSORPTION AREA / ABSORBER QUIET.FELT

$A_{eq}$

Frequency Hz	100	125	160	200	250	315	400	500	630	800	1000	1250	1600	2000	2500	3150	4000	5000
600x600mm	0,16	0,24	0,40	0,64	0,74	0,83	0,94	1,02	1,08	1,09	1,07	1,08	1,04	1,02	1,00	1,01	1,02	1,03
600x1200mm	0,15	0,26	0,41	0,63	0,75	0,84	0,95	1,03	1,09	1,10	1,08	1,08	1,05	1,02	1,00	1,02	1,03	1,03
Ø 900mm	0,03	0,07	0,25	0,37	0,42	0,52	0,53	0,69	0,81	0,89	1,06	1,1	1,2	1,21	1,26	1,25	1,23	1,22

RECOMMENDED NUMBER OF PANELS

panel 600x1200mm	2x	4x	6x	8x	12x	15x
panel 600x600mm	4x	8x	12x	16x	24x	30x
Ø 700mm	4x	8x	12x	16x	24x	30x
Ø 900mm	2-3x	4-5x	6-7x	9x	13-14x	17x
Ø 1200mm	1-2x	2-3x	4x	5-6x	8x	10x
small rooms < 15 m <sup>2</sup>	noticeable	good	very good	excellent		
medium rooms < 20 m <sup>2</sup>		noticeable	good	very good	excellent	
large rooms < 35 m <sup>2</sup>		noticeable	noticeable	good	very good	excellent

ACOUSTIC PANEL

ISO 11654: Class A,  $\alpha_w = 1,00$   
EN 13501-1: B-s2,d0

For exact planning contact your local acoustic physicist.

1 TYPE

- Suspended Rectangle / Square
- Suspended Round
- Wall Mounted Rectangle / Square

2 SIZE

- HE** 604x604 mm
- HR** 604x1204 mm
- WE** Ø 700 mm
- Ø 900 mm
- Ø 1200 mm

3 MATERIAL

- QUIET.FELT standard anthracite melange **QA**
- QUIET.FELT extra+ light grey melange **QG**
- QUIET.FELT standard lime **QL**

- 06Q**
- 120**
- 070**
- 090**
- 120**

3 MATERIAL OPTIONS



available as stand-alone panel and for SINUS.QUIET and QUADRO.QUIET


available for SINUS.QUIET and QUADRO.QUIET on request

643-1-2-3

643-WE120-QA 600x1200 mm, anthracite melange acoustic module (order sample)

► Configure online on [KATALOG.PLANLICHT.COM](http://KATALOG.PLANLICHT.COM)


**ORGANOID®**



WILDSPITZE  
[vɪltʃpɪtsə]



WOLLÄ  
[ˈvɔlə]



MOUS  
[ˈmøʊz]

**FELT.QUIET**

STANDARD



ANTHRACITE MELANGE



LIME



PEBBLE | KIESEL

EXTRA +



BLACK



FIRE



CHOCOLATE




LIGHT GREY MELANGE





# FARBKARTEN | GEHÄUSE & KABEL

## COLOUR CHARTS | HOUSING & CABLES



Optionale Ausführung | Optional version | Version optionnelle

▷ white	*-EIN-WHITE
◀ black	*-EIN-BLACK
▷ red	*-EIN-RED
▷ iron	*-EIN-IRON
▷ gold	*-EIN-GOLD
▷ silver	*-EIN-SILVER

1750mm  
5x0,75mm<sup>2</sup>

Transparentes Kabel inkl. (Standard Version)



für besondere Anfragen

# RAL NACH WAHL | OPTIONALE GEHÄUSEFARBEN

## RAL OF YOUR CHOICE | OPTIONAL HOUSING COLOURS



## WICHTIGE HINWEISE

Dieser Katalog richtet sich ausschliesslich an gewerbliche Kunden. Die in diesem Katalog angegebenen Werte sind Bemessungswerte und unterliegen produktionsbedingten Toleranzen \*. Alle angeführten Angaben – insbesondere Grössen-, Material-, Farb- und technische Angaben – entsprechen dem Stand zum Zeitpunkt des Drucks und dienen ausschliesslich zur Information. Der Herausgeber haftet nicht für Satz- und Druckfehler sowie für Abweichungen der Produkte von Abbildungen und Angaben. PLANLICHT behält sich vor, jederzeit ohne Ankündigung Änderungen an Produkten vor zu nehmen. Es gelten die Allgemeinen Geschäftsbedingungen der planlicht GmbH & Co KG, die unter [WWW.PLANLICHT.COM/AGB-LANDING/](http://WWW.PLANLICHT.COM/AGB-LANDING/) eingesehen werden können.

Technische Kennzahlen, angeführte Werte und die Piktogramme betreffen zumindest einen aber nicht zwingend alle Artikel der jeweiligen Leuchtenfamilie, exakte Angaben je Artikel finden Sie im Online-Katalog bzw. in PLANLICHT-Verkaufsbelegen und Datenblättern.

\* Leistung, Lichtstrom und Farbtemperatur unterliegen durch den Einsatz von elektronischen Bauteilen produktionsbedingten Toleranzen. Toleranzen Leistung und Lichtstrom: +/- 10%. Toleranz Farbtemperatur: +/- 150 K. Lichtstrom dynamisch weiss bei 2700 K.

## IMPORTANT REMARKS

*This catalogue is reserved for professionals only. The values published in this catalogue are rated values, which can slightly change for reasons related to the production process \*. The published data such as dimensions, materials, colours and technical data are valid at time of printing, and exclusively provided for informational purposes. The editor takes no responsibility for typographical and print errors, as well as for any differences in the products, pictures and data. PLANLICHT reserves the right to change the products at any time and without any notice. The Terms and Conditions of planlicht GmbH & Co KG (available on [WWW.PLANLICHT.COM/AGB-LANDING/](http://WWW.PLANLICHT.COM/AGB-LANDING/)) shall apply.*

*Key technical specifications, listed values as well as the pictogram bar relate to at least one but not necessarily all items of the respective luminaire family, exact details for each item can be found in the online web catalogue or in PLANLICHT sales documents and data sheets.*

\* *The power output, luminous flux and colour temperature can be slightly different due to specific electronic components used in the manufacturing process. The power output and luminous flux can differ by +/- 10%. The colour temperature can differ by +/- 150 K. Luminous flux dynamic white at 2700 K.*



Allgemeine Geschäfts- und Lieferbedingungen  
General Terms and Conditions  
Conditions générales de vente et de livraison

## REMARQUES IMPORTANTES

*Ce catalogue est exclusivement destiné aux professionnels. Les valeurs publiées dans ce catalogue sont des valeurs calculées, pouvant légèrement changer pour des raisons liées au processus de fabrication \*. Les données techniques et autres informations (dimensions, matériaux, couleurs...) sont celles applicables au moment de l'impression du catalogue, et uniquement fournies à titre informatif. L'éditeur décline toute responsabilité en cas d'erreur de frappe, d'impression et pour tout autre différence concernant les produits, images et données publiées. PLANLICHT se réserve le droit de modifier les produits à sa discrétion, à tout moment et sans préavis. Les conditions générales de vente de planlicht GmbH & Co KG applicables sont consultables sur [WWW.PLANLICHT.COM/AGB-LANDING/](http://WWW.PLANLICHT.COM/AGB-LANDING/).*

*Les caractéristiques techniques, les valeurs indiquées et la barre de pictogrammes concernent au moins un article de la famille de luminaires concernée, mais pas nécessairement tous. Vous trouverez des informations exactes par article dans le catalogue en ligne ou dans les documents de vente et les fiches techniques de PLANLICHT.*

\* *La puissance, le flux lumineux et la température de couleur peuvent légèrement différer en raison de l'utilisation de composants électroniques spécifiques dans le processus de production. La puissance et le flux lumineux peuvent différer de +/- 10 %. La température de couleur peut différer de +/- 150 K. Flux lumineux blanc dynamique à 2700 K.*



Webseite  
Website  
Site web



6134 Vomp, Austria, Au 25  
Tel. +43-5242-71608, Fax +43-5242-71283  
info@planlicht.com  
[WWW.PLANLICHT.COM](http://WWW.PLANLICHT.COM)

## IMPRINT

**Publisher:** planlicht GmbH & Co. KG, Vomp  
**Creative Concept:** Katrin Atzinger  
**Graphic Design:** Beatrice Praxmarer, Christoph Höflinger  
**Print:** Kraler Druck, Vahrn (BZ)  
© 2024

[WWW.PLANLICHT.COM](http://WWW.PLANLICHT.COM)